



REIN[®]
SAAT



Organic and Biodynamic Seeds
of Vegetables, Herbs and Flowers
2024



We are ReinSaar

From left to right. 1st row: **Seguin Chloë** (seeds production), **Cinciú Eneida-Mihaela** (seeds diagnostic), **Cinciú Stefania-Adelina** (head of seeds preparation), **Simionato Mauro** (seeds filling), **Förstel-Lieber Thomas Eduard** (operations manager /cultivation and seeds production), **Eisner Josefine** (seeds production), **Mateuta-Sirbu Grigore** (agriculture, seeds production, seeds preparation), **Kostadinova Svetlana** (seeds production), **Winkler Karola** (seeds diagnostic)

2nd row: **Sambuu Soniukhor** (seeds production), **Kapitan Martha** (ReinSaar companion), **Bödecker Maria** (managing director), **Reinhild Frech-Emmelmann** (ReinSaar founder, managing director, head of breeding), **Graf Rafael** (managing director), **Fuchs Ileana** (seeds production), **Leonhartsberger Johanna** (representative head of seeds production), **Licul Aleksandar** (seeds production), **Hagmann Elias** (seeds production), **Müller Kerstin** (seeds production)

3rd row: **Bichler Michaela** (head of sales), **Pak Lena** (order management, webpage support), **Malicek Sylvia** (invoicing), **Kläring Agnes** (head of seeds diagnostic), **Gutmeier Juliane** (seeds filling), **Schagerl Andrea** (seeds production), **Lilieana Ionascu** (seedlings production, seeds production), **Furtlehner Michael** (seeds production), **Ardeleanu Mihaita** (maintenance, seeds purification), **Steiner Gerhard** (dispatch), **Konstadinov Boryan Vladimirov** (seeds production, seeds purification), **Gigl Theresa** (sales), **Skorepa Jiri** (cook, vegetable processing), **Dienstl Margit** (office secretary) with office dog **Pedro**

4th row: **Tello Alejandro** (seeds production), **Bartl Valeria** (seeds diagnostic), **Thaler Sophie** (breeding), **Rohmert Andreas** (breeding, seeds preparation), **Somorjai Manuel** (seeds production), **Nicoara Danut** (maintenance), **Mayr Tobias** (propagators support and purchasing), **Podhradsky Daniel** (seeds production), **Letzbor-Kalusch Stephanie** (seeds production)

Not here: **Seyfang Andreas** (controlling, head of accounting), **Seyfang Isabella** (accounting), **Heilig Roswitha** (housekeeping), **Wegenberger Berta** (seeds production), **Steiner Roswitha** (seeds diagnostic), **Schwed Katharina** (seeds diagnostic), **Förstel-Lieber Miriam** (maternity leave), **Habenicht-Neuwirth Christina** (maternity leave), **Wurth Catherine** (maternity leave), **Vögeli Nina** (maternity leave), **Mohammadpour Marzieh** (breeding), **Leonhartsberger Larissa** (trainee), **Reichert Pia** (trainee), **Riedlmayer Martina** (invoicing), **Timotej Mikluscak** (seeds production)

Photographies: ReinSaar®GmbH und Vermehrer; Rupert Pessl; Sativa Rheinau AG; De Bolster; Bingenheimer Saatgut AG; Arcoiris S.R.L.; Gerhard Hof; Hof Jeebel; Kartoffelvielfalt Ellenberg; Nova Photo-Graphik, Wien; Rupert Leeb; Fabian von Beesten; City Farm Augarten
Graphic conception, type setting and design: Moreau · moreau@aon.at
Responsible for the content: © ReinSaar®GmbH 2024

ReinSaar GmbH

3572 St. Leonhard am Hornerwald 69 · Austria

Office timings: Monday to Thursday 8am – 5pm
Friday 8am – 4pm

Phone: +43 (0) 2987-2347

Fax: +43 (0) 2987-2347-4

E-Mail: office@reinsaat.at

Web Page: www.reinsaat.at

UID-Nummer: ATU 77949918

Kontroll-Nummer: AT-BIO-301





Save the date: 27 - 28 April 2024
**Young plants sale market
 and spring festival at ReinSaat**

Young plants want to be planted.
 Welcome to the **young plants sale market**
 (from Fri 26 April 2024) with the **spring festival**
 (on Sat 27 and Sun 28 April 2024) at ReinSaat

Food quality is quality of life.

We look forward to welcoming **you** again in 2024 to our traditional young plants sale and spring festival.

You can expect a **wide selection** of high-quality **organic young plants** grown with love from our organically and dynamically produced seeds. Browse through our extensive range and let the variety move into your garden!

At the **ReinSaat Spring Festival**, you can once again look forward to an extensive supporting programme with **culinary delights** in organic quality, a varied **music** and **children's activity**, a **craft market** and much, much more.

Further information on our website
www.reinsaat.at

Welcome to ReinSaat

Fruits and fruitfulness

Dear gardeners!

Nature presents us humans with an immeasurable variety and abundance, if we are able to recognize its possibilities and use them respectfully. This is a journey that we at ReinSaat have been following consistently for 25 years and, as they say in Austria, it was and still is not just a walk in the park. It is a labor-intensive and lengthy process, but one that allows us to remain completely in the world of nature and not impose anything on it. Once this direction has been taken, an inexhaustible source of inspiration and creativity opens up, a flowing abundance in the sense of greater diversity and a healthy and meaningful »more«.

We are firmly convinced that biodynamic breeding and intensive research will make it possible to create high-quality food in beneficial abundance for people, even in the future and under increasingly difficult climatic conditions. Open-pollinated varieties with their rich potential are the best basis for this.

Just as in the world of plants, we humans can only succeed in realizing our enormous potential in all its fullness if we treat each other with respect and appreciation. The goodwill, care and wisdom of a family of human beings united in peace is essential if the common good is ultimately to emerge from the wealth of human possibility and the future is to flourish.

With this in mind, we wish you, dear gardeners, much joy and inspiration with the wealth of ReinSaat products in this catalogue. Let us remain courageous together and, as citizens of the world, resolutely set out on the path to a future worth living for all people in »borderless« freedom and peace.

Your ReinSaat management:

Maria Bödecker
 Reinhild Frech-Emmelmann
 Rafael Graf



Table of contents

We are ReinSaat	2
Imprint	2
Editorial	3
Table of contents	4
Stop new genetic engineering	4
Explanations of important symbols and abbreviations in the variety part	6
New Varieties	10
Vegetables	12
Beans	13
Bush beans	13
Dry beans	16
Pole beans	17
Scarlet runner beans	20
Broad beans	20
Vegetable soy/Edamame	21
Peas	22
Sugar peas	22
Wrinkled peas	23
Shelling peas	23
Florence fennel	24
<i>Sweet fennel</i>	128
Cumcubmers	24
Gherkins	24
Cucumbers	25
Brasica	28
Cauliflower	28
Brussels sprout	29
Broccoli	29
White cabbage	30
Red cabbage	34
Savoy cabbage	35
Kale	36
Kohlrabi	37
Chinese cabbage	38
Garden cress	39
Pumpkins/Squash	40
Edible pumpkins/squash	40
Oil pumpkins	45
Ornamental pumpkins	45
Turnips	46
Corn	47
Sweet corn	47
Popcorn	48
Ornamental corn	48
Swiss chard	49
Aubergine/Eggplants	51
Melons	53
Sugar melons/Honey melons	53
Watermelons	54
Carrots	56
Sweet pepper	58
Bell pepper	58
Pointed pepper	60
Snack sweet pepper	63
Lamuyo-type pepper	65
Tomato pepper	65
Hot sweet pepper	66
Chili peppers	67
Chili mild	67
Chili hot	68
Jalapeños	73
Habaneros	74
Leeks	76



NGT - New Gene Technology Wrong turn into the future

As responsible consumers, we pay attention to the quality of our food every time we shop. Do our fruits and vegetables come from the region, are they currently in season? Were they grown organically or biodynamically? How and where were they processed?

As gardeners, we consciously opt for open-pollinated organic or biodynamic seeds, composting in the sense of the circular economy, weeding instead of pouring down the chemical-synthetic cocktails on our beds.

Why do we go to all this extra effort and are prepared to pay higher prices for our food?

The reason is simple - we want to know where our food comes from, we want to be able to influence growth and growing conditions, we strive for independence from annual seeds purchases, climate-damaging transport routes and the arbitrariness of the food industry.

NEW GENE TECHNOLOGY could soon no longer be a subject to genetic engineering legislation and thus find its way onto our plates in an uncontrolled and uncontrollable manner - with manifold consequences at various levels.

On 5 July 2023, the EU Commission presented a proposal for a regulation to relax European genetic engineering law, according to which plants, whose genetic material has been modified, using new genetic engineering techniques (including the highly controversial Crispr/Cas9 gene scissors) will no longer be covered by genetic engineering law in future.

No traceability – no freedom of choice

Until now, EU genetic engineering law has stipulated the traceability and labelling of genetically modified organisms from the field to the plate. However, without labelling and without sufficient risk assessment, seeds and plants modified with new genetic technology could now end up in our gardens, fields, markets and plates - with incalculable consequences for the environment and biodiversity, plants breeding and agriculture.

STOPP NEUE GENTECHNIK



We at ReinSaat have stood for more than 25 years for biodynamic plants breeding, which also aims to fulfil the principles of the natural evolution of all organisms on Mother Earth from an ethical point of view.

Displacement of natural genetic resources

Without labelling, protection zones or risk assessment, NGT-produced plants may soon be found next to organically or conventionally bred varieties and crossbreed uncontrollably. The artificially induced, targeted mutation in the plant genome spreads without anyone realizing it. The result would be an irretrievable loss of natural genetic resources.

Patent deluge creates dependencies

For several years now, NGT has been used specifically by international corporations in the development of varieties. Almost all NGT methods, plants properties, plants and products made from them so far have been protected by patents held by their manufacturers.

The scope of the patent claims is so far-reaching that the patent holder can also make legal claims to organically or conventionally bred varieties with

the same property, although patents in this area are actually prohibited by law. The natural ability of open-pollinated plants to adapt to their environment from generation to generation is a miracle that we at ReinSaat guide and support year after year through selection work. For us, the integrity and inviolability of the plant-environment-human unit is at the center of our endeavor's, because this is precisely where the foundation stone or root for our food quality is laid. This unity must be protected - from any intervention at the genetic level.

Together with other

organic seeds producers, we will do everything we can to protect all varieties and seeds we offer from contamination and to continue to offer organic seeds of the best quality. *JOHANNA YAGI*

Further information can be found at www.ig-saatgut.de



Parsnips	78
Parsley	78
Parsley root	78
Garden parsley	135
Radish	79
Black Radish	79
Beet root	80
Lettuce	84
Butterhead lettuce	84
Loose leaf lettuce	85
Romana lettuce/Cos lettuce	88
Iceberg lettuce	89
Endive salad	91
Chicory salad/Radicchio	92
Sugarloaf salad	92
Chicory/Chicory Witloof	92
Lamb's salad	94
Rocket	94
Other salad	95
Snow Food – Harvesting in snow	96
Asian greens	98
Black salsify	100
Celery	101
Celeriac	101
Stem celery	102
Cutting celery	136
Spinach	102
Tomatoes	103
Salad tomatoes	103
Sauce tomatoes	106
Flesh tomatoes	107
Cocktail tomatoes	112
Cherry tomatoes	114
Wild tomatoes	116
Zucchini/Courgette	118
Onion seeds	120
Bunching/Spring onions	122
Onion sets	122
Onions/Shallots	122
Spring onion sets	122
Autumn onion sets	123
Garlic	123
Garlic chive	135
Potatoes	124
Conservation varieties	126
Culinary and aromatic herbs	130
Flowers and herbs	139
Annual	139
Biennial and perennial	149
Flower mixtures	155
Wild flower seeds	156
Green manure	158
Annual	158
Biennial and perennial	160
Propagation farms and partner companies	161
ReinSaat inside	
Voices from within	165
Last not least	
Info for retailers	167
Our online shop	167
Present a ReinSaat gift voucher	167

Explanations of important symbols and abbreviations in the variety part

Transparency right from the start

This page is important.

It helps you navigate through the catalog. Everything, what is important for your horticultural decisions, is briefly summarized and clearly presented here.

www.reinsaat.at

The diagram shows a product card for 'Barkan' peppers. Callouts on the left side point to various elements: 'Product picture' points to the main image of red peppers; 'Suitability for winter harvest' points to a snowflake icon; 'Product/Order number' points to 'Pa 9'; 'Product name' points to 'Barkan'; 'Variety description' points to the text describing the pepper's characteristics; 'Information about Cultivation suitability' points to icons for tractor, leaves, and a box. Callouts on the right side point to: 'Information about Breeding' pointing to the ReinSaAT and bioverita logos; 'Useful Information about Technical preparation and suitability notices, see also under Symbols' pointing to the text block; and 'Partner companies' pointing to the demeter logo.

➤ Breeding



ReinSaAT Breeding:

new breeds from ReinSaAT. Out cross-breeding varieties or selections from varieties-population.



ReinSaAT EHZ – maintenance breeding: Official, as ReinSaAT maintenance breeds registered in the EU variety catalog, traditional varieties with their own selection according to the variety standards.



Quality label of the pan-European umbrella organization **bioverita**. Following the Bioverita specifications for organic cultivation both organic and dynamic, as well as organically grown varieties.



Varieties marked with the **KultursaAT** logo are new and maintenance varieties of the German non-profit association KultursaAT..



Saatgut e. V. – Züchtung. Varieties from biological-organic new breeding are marked with the Saat: gut logo.

➤ Partner companies



All companies in cooperation with ReinSaat national and international are subject to an annual association inspection by the relevant associations.

➤ Cultivation suitability

Suitable for pot cultivation	Suitable for outdoor cultivation	Suitable for protected (e.g. foil) outdoor cultivation	Suitable for greenhouse cultivation	Suitable for professional cultivation	Suitable for winter harvest

➤ Symbols

Annual plants	Cut plant	Edible leaves
Biennial and perennial plants	Edible	Medical plant
Bee pasture	Edible blossoms	Poisonous plant

➤ Technical preparation

Explanation of the abbreviations

NS – Normal seeds

Normal seeds which have been freed of impurities and sorted out of certain sizes dependent on the variety.

NSK – Normal seeds in grains

All varieties without this designation are normal seeds in grams.

PS – Precision seeds

Calibrated seeds (sorted by size) with a high germination capacity and higher sprouting effectiveness.

SB – Seed tape

about 5 m long tape made of cellulose with integrated seeds. The tape is divided into 3 stripes, each 2 cm wide.

SCH – Seed disc

Disc made of cellulose with integrated seeds. Diameter 8 cm, 5 discs per package.

TP – Pelleted seeds (PLS)

In the case of pelleting, a cladding material made of biological substances is attached around the seed. In this way, every grain obtains the same size and shape and can be sown in precision seeding by means of very simple techniques. Pelleted seeds are exclusively sold by grain.

TKM – Thousand seeds mass

or TKG – thousand seed weight corresponds to the dry mass of 1,000 seeds



Across the catalog you will always find useful **notes and hints.**

For quantities and prices of our products please refer to the enclosed price list 2024.

ReinSaat team wishes you an inspiring browsing in the new catalogue.

We are happy to answer your questions and looking forward to your order!





The construction of our new production hall



REINSAAT







Bo 50 **Elmoro** 15



Re 34 **Daikon** 79



Bo 49 **Purple Queen** 16



Gu 53 **Liefje** 24



Kü 43 **Blue Kuri** 41



Gu 18 **Armenian Striped** 129



Gu 17 **Armenian Green** 129



Ko 79 **RS-Ko-01-23 (Diodor)** 33



Kü 41 **Buttercup** 41



Ma 162 **Five Colours Yellow RS-Ma ...** 49



Me 23 **Rotonda Bianca sfumata di rosa** 52



Me 11 **RS-Me-01.23 (Tarim)** 52



Me 24 **Listada de Gandia** 52

NEW New Varie



Pa 1 **RS-Pa-01.24 (Cubo Yellow)** 58



Pa 84 **RS-Pa-03.23 (Palila)** 60



Pa 83 **RS-Pa-06.23 (Cariño Caliente)** 69



Pe 21 **Kinsky** 78



Sa 128 **Summertime** 85



Sa 133 **Rucola Esmee** 94



Sa 132 **Wasabi-Rauke** 94




Ko 97 **Purple Mizuna** 100



Se 20 **Porthos** 101



To 68 **RS-To-01.24 (Rubelitta)** 115



To 67 **Green Grape** 114



To 70 **Tomfall** 116



Zw 53 **Steckzw. Stuttgarter Riesen** 123



CV 49 **Bittergurke Goya** 128



Kr 63 **Thai Lemon Basil** 131

eties 2024



B 242 **Ziermohn Black Peony** 144



B 238 **Sonnenblume Gold Coin** 146



B 243 **Sonnenbl. Chocolate Cherry** 146



B 229 **Lampionblume** 151



Reinhild Frech-Emmelmann, ReinSaat founder

Bush beans

Phaseolus vulgaris var. *nanus*

Sowing outdoors: from beginning of May to beginning of June

Distances: 40–60 × 5–7 cm

Required quantity of seeds: 0.8–1.2 kg/acre, 14–20 seeds per meter

Sowing depth: 2–3 cm

Harvest: approx. 6–8 weeks after sowing

Thousand seeds mass: 200–620 g (depending on varieties)

Propagator: DBO, MUS, RFE



Bo 7 Cupidon

Green podded



Bo 1
Faraday

Extremely tender filet bean with uniform dark-green, approx. 14 cm long beans/pods. Very high yielding variety with a long harvesting period. Excellent shelf life. For cooking and fresh market sale. Resistant to halo blight, anthracnose (CL) and bean mosaic virus (BCMV).



BIO



Bo 2
Compass

An especially tender filet bean with a sturdy plant structure. Plant height is approx. 50 cm. Very tasty, dark-green, straight growing pods of approx. length 12–14 cm. Resistant to halo blight (PSP), anthracnose (CL) and bean mosaic virus (BCMV).



BIO



Bo 5
Caruso

Medium early ripening filet bean variety with uniform development and high yield. Dark-green, round beans; the pods reach a length of 17–19 cm. Sturdy variety, well suited for fresh market sale. Direct sowing outdoors from May, harvesting from July till October. Very resistant to bean mosaic virus (BCMV) and anthracnose (CL).



demeter



Bo 7
Cupidon

Cupidon is a medium-early ripening filet bean variety with fine, approx. 16–20 cm long, stringless pods. Can be harvested when young as a filet bean and as a normal Dwarf French Bean when fully grown. The pods hang partly above leaves, which eases harvesting. Resistant to bean mosaic virus (BSMV) and anthracnose (CL).



demeter



Bo 9
Maja

Maja is a robust high-yielding filet bean variety with a very early plucking maturity. Extralong (18–20 cm), round pods are easy to harvest, as they usually sit above the leaves. Most suitable variety for greenhouse cultivation.



demeter

Variety	Pod color	Cross section	Pod length	Cultivation	Maturity	TSM ≈	Grain color	
Bush beans								
Bo 1	Faraday	dark green	round oval	13–14 cm		med. early	190 g	white
Bo 2	Compass	dark green	round oval	12–14 cm		med. early	105 g	beige
Bo 5	Caruso	medium green	round	15–19 cm		med. early	250 g	brown/sprinkled
Bo 7	Cupidon	medium green	round	16–20 cm		med. early	250 g	brown
Bo 9	Maja	medium green	round	18–20 cm		very early	440 g	white
Bo 10	Saxa	yellowish green	round	12–13 cm		early	500 g	beige
Bo 11	Marona	medium green	round oval	17–18 cm		very early	430 g	light brown
Bo 12	Maxi	medium green	round oval	18–20 cm		early	450 g	beige
Bo 34	Domino	dark green	round	12–13 cm		late	180 g	white
Bo 50	Elmoro	dark green	round	18–20 cm		med. early	225 g	black
Bo 45	Sonesta	light yellow	round oval	12–13 cm		med. early	170 g	white
Bo 6	Helios	light yellow	round	16–18 cm		early	480 g	black
Bo 28	Dior	bright yellow	round	12–14 cm		med. early	150 g	white
Bo 49	Purple Queen	violet	round oval	15 cm		med. early	300 g	brown
Bo 40	Borlotto l.d.f. 2	green-red marbeled	flat oval	11–13 cm		med. early	610 g	purple-beige
Bo 42	Black Turtle	green	flat oval	8–10 cm		med. early	200 g	deep black
Bo 44	Dalmatin	medium green	round oval	13–14 cm		med. early	530 g	black-white
Bo 41	Canadian Wonder	green	flat oval	13–14 cm		med. early	530 g	red



Bo 10
Saxa

Proven high-yielding variety with early yield. Shorter (12 – 13 cm), strongly aromatic, green runner beans. Inured to germination, thus also suitable for rough locations Resistant to halo blight (PSP).



Bo 34
Domino

Late-maturing, high-yielding variety with fine, bright-green pods. Pods length 12 – 13 cm, Ø 8 – 9 mm. Plant height is approx. 50 cm. Since all pods are formed at the same time, Domino produces high yield for a single harvest. Subsequent sowing is therefore recommended every 14 days. Resistant to halo blight (CL), anthracnose (PSP) and bean mosaic virus (BCMV).



Bo 12
Maxi


Sturdy upright growing, yearly maturing broad bush bean variety with high yields. Dark-green, round, threadless pods. Easy, effortless harvesting, as the pods usually sit above the leaves. Pods length: 18 – 20 cm. For fresh consumption and preservation. Suitable for greenhouse cultivation.





Bo 50
Elmoro



Popular gardener's variety for fresh market sale. Medium-early, vigorous fillet beans with a long harvest window. Produces many fine 18 - 20 cm long pods. Particularly tasty beans are dark green with a round cross-section. This variety forms black grains in ripen stage. Suitable for outdoor and protected cultivation. Resistant to bean mosaic virus (BCMV) and anthracnose (CL).



Bo 11
Marona



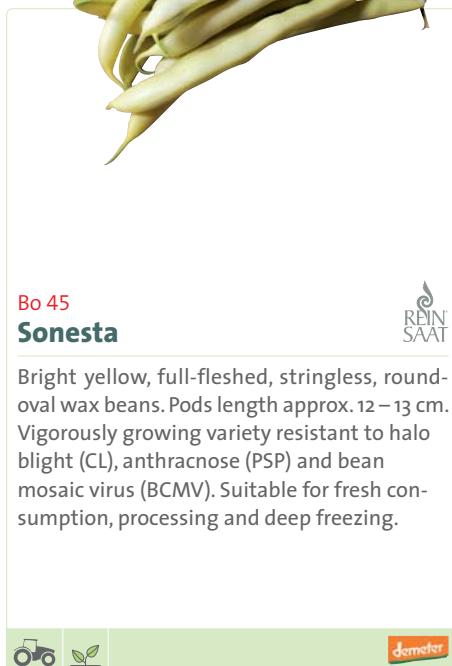

ReinSaat maintenance breeding. Early maturing round-oval variety with approx. 17 – 18 cm long, aromatic, tasty pods. Very positive emergence tendency, high early yield. Well suited for greenhouse and autumn cultivation. Brings good yields even in dry years and rough locations.



Bo 6
Helios




Helios is a robust, well-growing, high-yielding early-ripening variety from Kultursaat breeding. The 16 – 20 cm long, light yellow pods are slightly curved and carry shiny black beans. Round podded variety. Great, fine bean taste.



Bo 45
Sonesta




Bright yellow, full-fleshed, stringless, round-oval wax beans. Pods length approx. 12 – 13 cm. Vigorously growing variety resistant to halo blight (CL), anthracnose (PSP) and bean mosaic virus (BCMV). Suitable for fresh consumption, processing and deep freezing.



Bo 28
Dior

Attractive bright-yellow wax bean, which is perfectly colored from the early stages. Very delicate 12 – 14 cm long pods. Relatively late maturing, sturdy variety with a height of plants approx. 50 cm. High yield. Resistant to halo blight (CL) and bean mosaic virus (BCMV).



Blue podded



Bo 49
Purple Queen

This high-yielding bush bean variety produces tender, stringless pods with a very good taste. Its purple beans turn dark green when cooked. This robust bush bean variety also copes well with cool, wet weather. Best suited for fresh market sale. Reaches a pod length of up to 15 cm.



BIO

Dry beans

Runner beans

Propagator: ARC, HSC, RFE



Bo 40 Quail bean
Borlotto lingua di fuoco 2

Robust, vigorously growing bush bean variety with flat, striking green-red marbled pods. Pods length: approx. 10 – 12 cm. Red and white speckled, tender beans with an excellent taste. Ripening time: approx. 110 days.



BIO demeter



Bo 44
Dalmatin

Dalmatin is very early to medium-early ripening high-yielding bush bean variety. Bushy plants produce flat, medium-length (13 – 14 cm) pods. Outstanding black and white patterned, oval beans are extremely decorative and ideal for cooking.



demeter



Bo 42
Black Turtle

ReinSaat breeding. Traditional, medium-early ripening high-yielding bush bean/shelling bean variety. Forms numerous green flat-oval pods with small beans, that retain their deep black color even after cooking. Excellent taste. Ideal for soups, spicy dishes and beans mousse. Easy to cultivate.



demeter



Bo 41 Canadian Wonder

Bo 41
Canadian Wonder

Medium early, vigorously growing, high-yielding bush beans/shelling beans of the »Red Kidney« type. Forms light green, flat pods approx. 14 cm long with dark red, tasty beans. Ripening time is approx. 110 days.



demeter

Pole beans

Phaseolus vulgaris var. *vulgaris* and
Vigna unguiculata (Asparagus beans or
yardlong beans)

Sowing: direct outdoors from beginning of May to end of June
Distances: 80 × 90 cm to 80 × 100 cm
Required quantity of seeds: 0,7–1kg/acre, 6–10 beans per pole
Sowing depth: approx. 2–3 cm
1th harvest: after approx. 6–8 weeks
Thousand seeds mass: approx. 135–580 g (variety dependent)
Propagator: AMA, DBO, FPE, GHO, MAH, RFE, RUL



Bo 29 Spaghettibohne Tapir

Pole beans		Pod color	Cross section	Pod length	Cultivation	Maturity	TSM ≈	Grain color
Bo 19	Siena	med. green	round oval	19–21 cm		med. early	470 g	ocher
Bo 18	Trebona	med. green	oval	25–27 cm		early	500 g	white
Bo 38	Cobra	light green	round	20 cm		med. early	330 g	black
Bo 17	Neckarkönigin	dark green	round	27–28 cm		med. early	470 g	white
Bo 23	Helda	med. green	flat wide	ca. 25 cm		med. early	470 g	white
Bo 46	Golden Gate	yellow	flat oval	24–26 cm		med. early	360 g	white
Bo 20	Forellenbohne	green-violet	round oval	12–14 cm		late	580 g	violet
Bo 29	Spaghettibohne Tapir	green	round	60–70 cm		late	135 g	red brown
Bo 22	Spaghettibohne Metro	green	round	40–60 cm		late	135 g	black
Bo 25	Neckargold	deep yellow	round	23–25 cm		med. late	370 g	white
Bo 30	Blauhilde	blue-violet	rd. & fl. oval	25–27 cm		med. late	420 g	brown
Bo 47	Kipflerbohne Justi	green-violet	round oval	15–25 cm		med. early	400 g	brown

Green podded



Bo 19
Siena

ReinSaat breeding. Medium-late, very high-yielding sturdy runner bean variety with straight green pods. The round, tightly filled, fleshy pods reach 19–21 cm in length. Nice ocher-colored, elongated beans.



Bo 18
Trebona

Very early ripening high-yielding variety from ReinSaat maintenance breeding. Uniform fruits development. Round-oval, medium-wide, 25–27 cm long, green pods. Suitable for greenhouse and outdoor cultivation. Produces high yields in greenhouse. Highly recommended variety.





Bo 23

Helda

Helda is a very robust, vigorously growing, high-yielding green pole bean variety with about 25 cm long and 2.5 cm wide, flat pods. Medium-early ripening variety. Suitable for outdoor and greenhouse cultivation. Long harvesting period.



Bo 29

Spaghettibohne Tapir

Spaghetti bean variety with 60 – 70 cm long, tender, very slender, green pods with red-brown beans. Late maturing, warmth-loving (at least 16 °C soil temperature), climbing variety. Ready for harvesting before the pods are fully ripe and the shell is still smooth. Greenhouse cultivation is recommended. Bean speciality.



Bo 22

Spaghettibohne Metro

Very nice spaghetti bean variety with 40 – 60 cm long, delicate, very slender, green pods. Harvest the young pods when the skin is still smooth and the beans are not fully ripe. Matures fast in appropriate warm conditions (soil temperature at least 16 °C). Ideal bean variety for classic Asian dishes.



Bo 20

Forellenbohne

Late ripening, high-yielding variety from ReinSaat breeding. The 12 – 14 cm long pods can be harvested with beans when young. They also taste great when already thick and large. Beautifully marbled in fully ripe stage beans are ideal for usage as dried beans in many tasty dishes. A bean speciality.



Bo 17

Neckarkönigin

Robust, medium-late ripening, dark green pole bean variety. The straight, around 28 cm long, round pods are fleshy, tender and very aromatic. Good shelf life. Very good yields, even at higher altitudes. Resistant to bean mosaic virus (BCMV).



Bo 38

Cobra

Medium early maturing, sturdy high-yielding pole bean variety. The approx. 20 cm long, dark green, fleshy pods grow in bunches of 4 – 5 pieces each and can be harvested like this. Particularly suited for deep-freezing. Resistant to halo blight (CL) and bean mosaic virus (BCMV).





Bo 47
Kipflerbohne Justi

Heat-loving, high-yielding pole bean variety with curved, green-violet marbled pods that discolour when cooked. Justi remains tender and stringless for a particularly long time and is also suitable for use as dry beans. Excellent taste! Justi variety is native to Slovenia and Carinthia.



Blue podded



Bo 30
Blauhilde

Medium-late ripening, round-podded, high-yielding variety with 25 – 27 cm long, straight pods. The thick, purple-colored beans stay tender for a long time and turn to strong green when cooked. Very suitable for preservation. Tolerant to bean mosaic virus (BCMV).



Yellow podded



Bo 46
Golden Gate

Very nice, robust pole bean variety with bright yellow, stringless, aromatic tasty, flat-podded beans. Loose, stable plant structure. Pods length approx. 24 – 26 cm. Long harvesting period with consistently good yields by regular picking. Resistant to bean mosaic virus (BCMV). For outdoor and greenhouse cultivation.



Bo 25
Neckargold

Robust, medium-late ripening, dark green pole bean variety. The straight, around 28 cm long, round pods are fleshy, tender and very aromatic. Good shelf life. Very good yields, even at higher altitudes. Resistant to Bean Mosaic Virus (BCMV).



Scarlet runner beans

Phaseolus coccineus

These beans love a cool and damp climate and thrive better at high altitudes. They do not thrive optimally at hot locations. Even though they flower abundantly during heat periods in summer, the blossoms fall off.

Sowing: from beginning of May to end of June

Distances: 80 × 90 cm to 80 × 100

Required quantity of seeds: 6–8 beans per pole

Sowing depth: approx. 2–3 cm

1st harvest: beans in pods after approx. 13 weeks;
seeds after approx. 20 weeks

Thousand seeds mass: 1200–1800 g (variety dependent)

Propagator: DBO

Broad beans

Vicia faba

Broad beans thrive well in cool, damp locations. Tolerate slight minus temperatures. If the temperatures are too high, broad beans do no longer form pods and become susceptible to pests. The earlier broad beans are sown, the lower the risk of black bean lice infestation.

Sowing: direct outdoors as early as possible starting from mid-February

Distances: 10 × 60 cm or 20–25 × 40 cm

Required quantity of seeds: approx. 2 kg/acre

Sowing depth: ca. 5–8 cm

Harvest: starting from mid-June

Thousand seed mass: approx. 1100–1600 g

Propagator: BSA, DBO, IKG



Bo 32

Bonela

Very large-grained Styrian scarlet runner bean variety, also suitable for industrial processing, from LVZ Wies breeding. Vigorously growing with lush, red flowers and black-purple speckled, well swellable grains. Excellent taste. Medium to late maturity period.



BIO



Bo 36

Hangdown, green-core

Very high yielding, medium late maturing, robust variety with long, hanging pods. The medium-sized, green beans (4–5 kernels per pod) can be used either green or dried. The green, soft, milky-ripe beans are traditionally cooked. Suitable for fresh market sales. Plant height is about 120 cm.



demeter



Bo 33

Preisgewinner

Red-flowering, very high-yielding variety with vigorously high growth. Forms very long, fleshy pods with purple-red, black-speckled beans. Can be used as dry shelling beans and also in pods (cut beans), when it is still young.



BIO



Bo 37

Eleonora

Very high-yielding variety bred by De Bolster, well suited for fresh market sale. Sturdy, short plant type. Slim, green, well-filled (5 beans) pods. Slightly later maturing, solid variety. Classical use of green, milky-ripe beans. Suitable for deep freezing. Pods length: approx. 15 cm. Plant height: approx. 100 cm



BIO

Edamame Vegetable Soy

Glycine max

Soy beans for garden cultivation. In contrast to conventional soy beans, edamame forms significantly larger grains and is harvested around 6 weeks before ripening.

Sowing: direct outdoors from mid-April to mid-June in warm soils (min. soil temperature 12°C)

Distances: 50 × 30 cm, 25 plants per m²

Required quantity of seeds: 80–100 kg/hectare – do not sow the seeds too densely!

Sowing depth: approx. 4 cm

Harvest: after approx. 3 months

Thousand seeds mass: approx. 360–460 g

Propagator: GSO



Bo 71

Green Shell

Green Shell is the early-ripening sister variety of Summer Shell with slightly larger grains and an approx. 7 days earlier harvest, when sown at the same time. This gives an even longer harvesting period. Determined variety; suitable for mechanical harvesting with the usage of bush bean harvesting machine.



BIO




Bo 72

Hokkai Black

Dark-haired, green pods with very large, deep- green beans, that turn black when fully ripened. Particularly good taste. Pluck maturity 10 days later than Summer Shell variety. Must not be sown too late at cooler locations. Vigorous bushy growth, very good yield.



BIO



Bo 74

Chiba Green

Medium-early, classic edamame with a very good yield of large seeds. Chiba Green originates from Japan and has been one of the most successful varieties in North America. Compact growth habit, good stability, suitable for mechanical harvesting.



BIO



Bo 73

Hokkai Green

Hokkai Green is healthy, determined variety with high yields of beautiful, large pods. Their growth is compact with high stability. Due to the late onset of starch formation, a harvest window of approx. 10 days is possible. The green pods are harvested before the full ripening stage



BIO



Bo 70

Summer Shell

Large-grain edamame variety with strong, green, slightly light- haired, protein-rich pods. Fine taste. Relatively long harvesting period (approx. 10 days) due to late starch formation. Harvest the fresh green pods before the start of ripening. Determined variety; suitable for mechanical harvesting with the usage of bush bean harvesting machine.



BIO

Peas

Pisum sativum

Sowing: direct outdoors shelling and sugar peas from beginning of March; wrinkled peas from beginning of April

Distances: row spacing 20–45 cm or double rows with vertical support with a gap of 60–80 cm in between those; 3–5 cm within the row

Required quantity of seeds: 2 kg/acre

Sowing depth: approx. 3 cm

Harvest: approx. 3 month after sowing

Thousand seeds mass: 180–250 g (variety dependent)

Propagator: ADE, DBO, RFE, ROS, SAT



Er 15
Sweet Horizon

Medium-late ripening sugar peas variety with vigorous, healthy growth (approx. 1–1.2 m in height) and high yield potential. Requires climbing support. Beautiful dark green, stringless pods with a fine sweetness. Pods size: 9–10 cm long, 22 mm wide. Resistant to anthracnose (*Ascochyta* spp.) and mildew.



BIO

Zuckererbsen

Pisum sativum ssp. *sativum*
Macrocarpon Group

Sugar peas can be eaten with the pods as there is no parchment layer on the inside of the pod. The unripe pods are particularly tender when the seeds are just beginning to develop. Ripe peas stay hard even when cooked.



Er 16
Schweizer Riesen

Vigorously growing, purple flowering sugar pea variety that can reach a height of 2 m. Requires some vertical support. Very large, flat, light-green pods that taste wonderfully tender when harvested young. Suitable for fresh consumption. Pods size: 10–12 cm long, approx. 20–25 mm wide.



demeter



Er 14
Ambrosia

Medium-early ripening, high-yielding, approx. 70 cm high sugar peas variety. The stable variety does not need any climbing aid. Young, with not yet developed peas, medium-sized light green pods are particularly sweet and tasty.



BIO



Er 19
Heraut

High-growing, high-yielding, purple-blossoming sugar pea variety. Height about 140 cm. Requires a climbing support. Tender, medium-sized, tightly filled pods are particularly tender and tasty when harvested young. Sow from beginning of April to mid-May.



demeter



Er 21
Norli

Early great yielding sugar peas variety with relatively low height and good stability. Norli is characterized by a very sweet taste and beautiful, tender, non-ragged pods. Resistant to the Fusarium wilt.



BIO

Wrinkled peas

Pisum sativum convar. sativum
Medullary group

When ripe, peas are wrinkled and form a layer of parchment on the inside of the pod. The peas are only harvested and cored green (lower starch content, sweet and tender). They are the typical frozen and canned peas. Ripe peas stay hard when cooked.



Er 10 Wunder von Kelvedon

High-yielding, early maturing, wrinkled peas variety with low growth. Does not require any climbing aid. The long, dark green pods are particularly suitable for preservation: deep-freezing, pickling. One of the best wrinkled peas varieties.



Shelling peas

Pisum sativum convar. sativum
Sativum group

Shelling peas are smooth-skinned (green or yellow colored) and are particularly rich in starch (floury taste). Like wrinkled peas, their pods form a layer of parchment. Shelling peas are harvested, when the pods are dry, shelled and cooked like dry peas (classic pea soups etc).



Er 18 Douce Provence

Douce Provence is a very early maturing, white flowering shelling peas variety with compact, approx. 50 – 60 cm high plants. Robust, weather-resistant and high-yielding variety. Due to rather low growth, the plant does not need any climbing support. Also suitable for pot-cultivation.



Er 12 Blauwschokker

Early ripening, rich yielding, purple-flowering shelling pea variety with beautiful blue pods. Height: 1.5 – 2 m. The green peas can be eaten fresh, and also when ripe in the pod used as dry peas. Pods length: 5 – 6 cm



Er 11 Kleine Rheinländerin

Robust, early ripening and very high-yielding shelling peas variety with long, dark green pods and sweet, dark green grains. Low growth (40 – 50 cm plant height). Do not need any climbing support. Relatively frost tolerant variety, suitable for early sowing.



Florence Fennel *Foeniculum vulgare Mill. var. azoricum*

Sowing: pre-cultivation or outdoors from February/March for harvesting in summer and from the end of June till mid-July for harvesting in autumn (variety-specific)

Germination temperature: 20°–22° C

Distances: row spacing 40 cm and 30 cm within the row

Required quantity of seeds: direct sowing: approx. 50 g/acre;

pre-cultivation: approx. 15 g/acre

Development time: approx. 90–120 days from sowing (variety dependent)

Sowing depth: 1–2 cm

Thousand seeds mass: ca. 3–5 g

Propagator: BPP, DBO, RFE



Fe 10
Perfektion

Forms beautiful, white, flat-round bulbs in good soil. Very bolt-resistant variety, suitable for early cultivation and autumn harvesting. Fine, spicy fennel taste. Early sowing from February with pre-cultivation under glass. For the autumn harvest, sow from mid-June to mid-July. Poly-tunnels recommended from September.



Fe 11
Fino

Very bolt-resistant variety suitable for early cultivation with a beautiful, flat-round, white bulb. Excellent sweet-spicy taste. Sow from February for pre-cultivation under glass, planting in tunnel or under flat foil. From April sowing directly outdoors. Requires sufficient water and fertilizer.



Gherkins *Cucumis sativus*

Sowing: direct sowing outdoors from mid-May (depends on the variety). Pre-cultivation in cold greenhouse from the beginning of May, planting from mid-May

Germination temperature: ideally 25–28° C, cooler after germination. Avoid waterlogging!

Distances: outdoors 100 × 30 cm, 2 seeds

Required quantity of seeds: direct sowing: 20–25 g/acre

Sowing depth: approx. 2 cm

Thousand seeds mass: 20–25 g

Propagator: FPE



Gu 53
Liefje

Gherkin cucumber with an excellent taste, absolutely bitter-free. Fruits are slightly prickly with a shiny dark green skin. The above-average leaves health allows a long cultivation period and high yields. Can be cultivated with a vertical support or creeping on the ground.



Gu 50
Vorgebirgstraube

Proven high-yielding pickling cucumber variety. The young, approx. 7–9 cm long, crunchy fruits should be harvested repeatedly to pickle fruits of the same size. Can be cultivated with vertical support or creeping on the ground.



Cucumbers

Cucumis sativus

Sowing: direct sowing outdoors at the end of April or beginning of May, if no more frosts are to be expected. Sow in cold greenhouse from mid-April, planting in early May

Germination temperature: 20° – 25°C

Distances: outdoors 100 × 30–40 cm, greenhouse cultivation 100 × 40 cm

Required quantity of seeds: direct sowing: 20–30 g/acre

Sowing depth: approx. 2 cm

Thousand seeds mass: 15–30 g

Propagator: FLO, FPE, GHO, JAN, JPE, MOM, RFE, SPE



Gu 11 Saikō



Gu 16 RS-Gu-01.23 (Minyara)

In the variety test. Seeds for experimental cultivation.

Gu 16 RS-Gu-01.23 (Minyara)



Medium-early ripening, very high-yielding, healthy snack cucumber. Dark-green, slightly hairy fruits are seedless and reach a length of about 15–20 cm. Its flesh is crunchy, very aromatic with a slight sweetness and absolutely bitter-free. Suitable for greenhouse cultivation. Minyara produces more fruits on the second and the third order shoots, pruning is recommended.



Gu 8 Beth Alpha

Early to medium early ripening, very high-yielding, crunchy snack cucumber variety. Forms small, firm, dark green fruits with a smooth, thorn-free skin. Very tasty, slightly sweet, bitter-free flesh. Fruit size 13 – 15 cm. Suitable for outdoor and greenhouse cultivation.



Gu 12 Limona



ReinSaat breeding. High-yielding cucumber variety for outdoor cultivation with many small 6 – 8 cm long, oval-shaped fruits. The young cucumbers can be eaten like apples with their white, sweet flesh and thin, non-bitter skin. Cucumbers turn lemon yellow when the seeds are ripe. Popular home gardener variety.



Gu 13 La Diva

Productive, sturdy, vigorously growing snack cucumber. Forms particularly tasty 15 – 20 cm long, crunchy fruits with a smooth, thin skin. Resistant to powdery and downy mildew. Suitable for outdoor and greenhouse cultivation.



Gu 7 Tanja



High-yielding, mixed-flowering, utterly bitter-free cucumber for outdoor and glasshouse and cultivation. Harvested at a young stage, the dark green, slender, approx. 25 – 30 cm long fruits have small core center and firm crispy flesh. Excellent, very tasty variety.




CUCUMBERS



Gu 5
Marketmore

Very high-yielding, bitter-free field cucumber. Dark-green 20 – 25 cm long, slender fruits with a small core and firm flesh. Its distinctly aromatic taste makes it an ideal salad and snack cucumber. Tolerant of scabies, cucumber mosaic virus, powdery and downy mildew.



Gu 3
Arola

Mixed (male and female) flowering snake cucumber for greenhouse cultivation from Kultursaat breeding. Long medium to dark-green fruits with a firm skin and a fresh, aromatic taste. Resistant to pests and diseases. Should not be completely pruned, as the fruits are mainly formed on the side shoots.





Gu 15 **RS-Gu-01.22**
(Nishiki)

Breeding ReinSaat. In the variety test. Seeds for experimental cultivation. Nishiki is high yielding, heat tolerant Asian-type cucumber variety. Dark green, slightly prickly fruits are approx. 40 cm long and are absolutely bitter-free with a pleasantly mild taste and slight sweetness. Nishiki is particularly productive on the 2nd and 3^d side shoots.



Gu 19
Qualitas

Salad cucumber, vigorous growing, rich yielding variety with early and rich formation of side shoots, excellent fruit quality, bitter-free, small core. Outdoor- and greenhouse variety. Resistant to Cladosporium cucumerinum (cucumber mange).




Gu 6
Gergana

Crunchy, high-yielding and very tasty variety with long medium to dark-green, slender cucumbers. Particularly aromatic and tasty flesh in young fruits.



Gu 4
Shintokiwa

Robust, mixed-flowering snake-cucumber for outdoor and greenhouse (vertical support is required) cultivation. Forms lush green, long, straight fruits with compact, very tasty flesh. Shows good resistance to pests and cucumber plant diseases.



.....

TIP

For best yields on Asian type cucumbers (mainly parthenocarpic varieties) we recommend to shorten the main shoot after the third pair of leaves. Most of the flowers and fruits are formed on shoots of the second and third order.



Gu 21
Helena

Parthenocarpic cucumber variety (almost exclusively female flowers) from Kultursaat breeding. Does not require pollination for fruits formation. Almost every flower has a fruit. Forms medium to dark -green, long smooth fruits with a mild-rounded taste. For greenhouse cultivation.





Gu 11
Saikò



ReinSaat breeding. High-yielding, early maturing cucumber variety. The 35 – 40 cm long, slightly prickly, bitter-free fruits are almost seedless when young and have a very crunchy, sweet flesh. Can be cultivated with multiple shoots on vertical support or on the ground (forms curved fruits). Powdery mildew resistant variety.



Even more Cucumbers on page 129

Gu 9
GinGin



Breeder: Reinsaat. Under variety examination. Seeds for trial cultivation. Vigorously growing variety with 40 – 45 cm long slender, slightly prickly, dark-green fruits. Crunchy, slightly sweetish, absolutely bitter-free and mostly seedless flesh. Growing with vertical support the cucumbers obtain a straight shape; grown trailing on the ground, they get twisted and curved.



Gu 14
Yoko



ReinSaat maintenance breeding. In the variety test. Seeds for trial cultivation. Dark green, approx. 30 cm long narrow cucumber of the Shiyo Kyuri type. Forms slightly prickly, crunchy fruits with absolutely bitter-free, lightly sweetish flesh. Low seeds content. On vertical support develops straight fruits; creeping on the ground fruits are curved.



Our gardeners



Cauliflower

Brassica oleracea var. botrytis

Sowing: pre-cultivation from mid-March (in glasshouse from January) for planting from April till the end of July.

Germination temperature: 15° – 20°C

Precision seeds: at least 90% germination rate

Required quantity of seeds: pre-cultivation 2–4 g/acre

Sowing depth: 1 cm

Thousand seeds mass: 2,5–3,5 g

Distances: 50 × 50 cm, 60 × 75 cm

Propagator: ARC, BSA, IKG, SAT, XST



Ko 57 Di Sicilia violetto



Ko 33
Goodman



ReinSaat maintenance breeding. Pure white cauliflower variety suitable for early summer cultivation with rapid development. Forms firm, rather smaller heads of very good taste. The strong, dark green leaves provide good protection for the young heads. Maturing time approx. 70 days.



Ko 31
Odysseus



Early, tasty, very quick growing variety from Kultursaat breeding. Pure white, solid, somewhat lighter heads, that have to be covered with leaves for harvest. Especially suited for early protected and outdoor cultivation as well as for planting in autumn. Relatively uniform harvest period. Maturing time approx. 70 days.



Ko 30
Neckarperle

Traditional, pure white variety that forms high-domed, fine-grained flowers of very good taste. The strong foliage protects the young flower, ensures its development and eases later covering. Wide harvest period. Suitable for year-round cultivation. Maturing time approx. 70 days.



Ko 95
Verde di Macerata

Verde di Macerata is a medium-late to late maturing cauliflower variety with bright green, densely filled heads and dark green, light green veined outer leaf. Head weight approx. 1 kg. The striking light colour remains even when cooked. Development time approx. 100 days.



Ko 57
Di Sicilia violetto

Di Sicilia Violetta is an early ripening, relatively cold-tolerant cauliflower variety with sturdy plant and round, bright purple head, that fade to pink when cooked. Very fine, good cauliflower taste. Development time 80 – 90 days. Needs loose, well-fertilized soil and adequate irrigation.



Ko 35
Tabiro

Medium-late to late ripening, fast-growing summer and autumn variety from Kultursaat breeding. Development time approx. 100 – 110 days. Medium-sized, tough and self-covering cauliflower. Forms heavy, firm, creamy white heads of excellent quality. Mild aromatic taste.



Brussels sprouts

Brassica oleracea var. *gemmifera*

Pre-cultivation: from March till the end of May

Planting: from the end of May till July

Harvesting: from October till the end of December

Germination temperature: 12° – 20°C


Distances: 60 × 50 cm, 60 × 60 cm, 60 × 75 cm

Required quantity of seeds: 7,5–10 g/acre

Sowing depth: 1–2 cm

Thousand seeds mass: 3–4,5 g

Propagator: DBO, RFE



Ko 55

Groninger

Early, high-yielding and very tasty variety of Brussels sprouts. Vigorously growing, tall plants with densely filled sprouts, that should be harvested from bottom to top. At mild temperatures (not below –10°C) new sprouts ripen continuously even in winter.



Broccoli

Brassica oleracea convar. *botrytis* var. *italica*

Pre-cultivation: from mid- March till April,
in glasshouse from the end of January

Sowing outdoors: from mid-April till mid-July

Planting outdoors: after 4–6 weeks

Germination temperature: 15° – 20°C

Distance: Ko 49: 60 × 50 cm · Ko 51: 40 × 40 cm to 45 × 45 cm

Required quantity of seeds: 4–5 g/a

Sowing depth: 1–2 cm

Thousand seeds mass: 3–3,5 g

Propagator: AJG, LVS, RFE, SCO



Ko 49

Limba

Early ripening broccoli with medium-sized, mildly aromatic heads and smaller rosettes from side shoots (sprout broccoli). Suitable for fresh consumption, preservation and short-term storage. Very bolt-resistant variety for summer and autumn cultivation.



Ko 51

Ramoso calabrese

Particularly tender, early-ripening, Italian broccoli variety with a fine texture and excellent taste. The upright plant has small leaves and a strong main stem with a medium to large flower head. After the main head has been harvested, it forms side shoots, which can be harvested until autumn.



Ko 50

Leonora

This medium-early variety produces medium to large to large, compact heads with a fine texture and a weight of up to 700 g. Leonora is suitable for direct marketing, immediate consumption and short-term storage. Maturation time from planting to harvest approx. 75 – 85 days. Well suited for direct marketing.



Weißkraut / Weißkohl

Brassica oleracea convar. capitata var. alba

Pre-cultivation: early varieties – from end of January to beginning of July; shredding and varieties for storage from end of March to beginning of April

Direct sowing: early varieties – from end of March till May; varieties for storage – in April

Germination temperature: 15° – 20° C

Distances: 40 – 75 × 40 – 75 cm


Harvest: after approx. 10 – 20 weeks (variety dependent): early varieties – from June; shredding varieties – from September; storage and autumn varieties – just before the first frosts in autumn.

Required quantity of seeds: 2 – 4 g/acre

Sowing depth: 1 – 2 cm

Thousand seeds mass: 3 – 4 g

Propagator: DBO, RFE



Ko 14 Andor


Early cabbage



Ko 27
RS-Ko-01.24 (Early Day)



In the variety test. Seed for trial cultivation. Further development from Derby Day variety, especially early, fast-growing with short development period. Homogeneous, round, densely filled heads with short inner and outer trunk. Fruit weight is up to 2 kg. Mildly fine taste with a slight sweetness. Professional variety for the outdoor and protected early cultivation.



Ko 53
Golden Acre

The earliest, rapidly growing, homogeneous white cabbage variety. Forms small to medium-sized, round, firm heads (approx. 1 – 2 kg) with delicate, light green leaves. Mild aromatic early cabbage variety, very suitable for raw consumption and for fresh market sales. For early spring and late autumn cultivation.



Ko 22
Juwanna



ReinSaat breeding. Under variety examination. Seeds for trial cultivation. Early ripening, rapidly growing white cabbage variety with medium-sized, round heads weighing 1.5 – 2 kg. Mild aromatic cabbage taste. Ideal for fresh processing and for raw consumption. For greenhouse and outdoor cultivation. Proven hobby gardener variety.



Pointed cabbage



Ko 2
Express

Mid-early ripening, tightly filled, rounded pointed cabbage with crispy, spicy-aromatic leaves. Sow as an early cabbage variety from February to mid-April for harvest from June to the end of July. Planting from June to end of August for harvesting from October to mid-November. Very good variety for fresh processing and for raw consumption.



Weißkraut/Weißkohl

Variety	Head shape	Head weight	Plant. distance	Planting – harvest	Feb	Mar	Apr	May	Jun	Jul	Aug	Sep	Oct	Nov
Early cabbage														
Ko 53 Golden Acre	round	1,0 – 2,0 kg	40 × 40 cm	50 bis 55 days	■	■	■	■	■	■	■	■		
Ko 27 RS-Ko-01.24 (Early Day)	round	1,5 – 2,0 kg	40 × 40 cm	45 bis 50 days	■	■	■	■	■	■	■	■	■	
Ko 22 Juwanna	round	1,5 – 2,0 kg	40 × 40 cm	55 bis 65 days	■	■	■	■	■	■	■	■	■	
Pointed cabbage														
Ko 2 Express	round-pointed	1,0 – 1,5 kg	40 × 50 cm	55 bis 65 days	■	■	■	■	■	■	■	■	■	■
Ko 8 Filderkraut	pointed	3,0 – 5,0 kg	75 × 50 cm	95 bis 100 days		■	■	■	■			■	■	
Shredding / Autumn cabbage														
Ko 9 Premstättner Schnitt	round	1,5 – 2,5 kg	50 × 50 cm	80 bis 85 days		■	■	■	■			■	■	
Ko 3 Brunswijker (Braunschweiger)	flat round	2,0 – 3,0 kg	50 × 50 cm	75 bis 80 days		■	■	■	■			■	■	
Ko 79 RS-Ko-01-23 (Diodor)	flat round	1,5 – 2,0 kg	50 × 50 cm	85 bis 90 days			■	■	■			■	■	
Cabbage for storage														
Ko 90 Holt	flat round	2,0 – 3,0 kg	50 × 50 cm	140 bis 150 days			■	■	■			■	■	■
Ko 14 Andor	high round	1,5 – 2,0 kg	50 × 45 cm	65 bis 75 Tdays		■	■	■	■			■	■	
Ko 6 Dowinda	round oval	1,5 – 2,0 kg	50 × 45 cm	80 bis 90 days		■	■	■	■			■	■	
Ko 7 Türkis	round-pointed	1,8 – 2,5 kg	50 × 45 cm	80 bis 90 days		■	■	■	■			■	■	

■ Pre-cultivation

■ Sowing/Planting

■ Planting outdoors

■ Harvest



Ko 8 Filderkraut

Selektion ReinSaat

ReinSaat breeding variety of outstanding quality and an excellent, sweet taste. In the variety examination. Seeds for trial cultivation. Very firm, densely filled to the tip, late ripening, shredding cabbage with heavy (3 – 6 kg) pointed, homogeneous heads, short stems and fine leaves. Excellent variety for fermented cabbage »sauerkraut« preparation.



Shredding / Autumn cabbage



Ko 9

Premstättner Schnitt

Vigorously growing, medium-early ripening, Austrian shredding cabbage variety. Forms beautiful oval-round to round, firm heads of approx. weight 1.5 – 2.5 kg. Mild, very fine taste. Traditionally used as a shredding cabbage. Suitable for short-term storage.



demeter

ÜBER-ARBEITETE NEUAUSGABE

DEMETER-MARKTPLATZ
DEMETER-PRODUKTE DIREKT AB HOF KAUFEN

Jetzt auf www.demeter.at nachschlagen oder gleich als Broschüre in der Demeter Geschäftsstelle bestellen!
info@demeter.at



Vitality – connected with the forces of nature

Demeter as a quality label for biodynamic agriculture stands for high-quality and holistic food. In Austria, around 260 Demeter farmers cultivate around 8,400 hectares of land. Around 50 processing companies refine their natural products. A small group of pioneers who have been shaping our organic economy for almost 100 years.

Species protection, soil improvement, humane animal husbandry and people with their relationships to soil, plants, animals and humans are at the forefront. A lively farm cycle, the use of bio-dynamic preparations based on herbs, minerals and cow dung as well as consistent composting are decisive factors.

Demeter-FOOD stands for quality and authenticity – from the field to the processing stage to our plates.



◀ Aleksandar, early in the morning spreading the biodynamic silica preparation (horn silica P501 with valerian P507)

Open-pollinated and Natural reproduction



Organic open pollinated seeds stand for farmer independence, the preservation of varietal diversity, fertility and flavor.

Demeter Austria, like ReinSaat, sets a clear signal in favor of food with health and flavor and is labelling special Demeter products with the new **»Open-pollinated and Natural reproduction«** labels.



With the **Natural reproduction** label, we draw attention to products that are result of natural reproduction.



Perfect for sauerkraut production and short-term storage.

Ko 79
RS-Ko-01.23 (Diodor)



In the variety test. Seed for trial cultivation. Further development of the variety Holsteiner Platter with large, flat-round, 1.5 - 2 kg heads and a strong, slightly wavy bract. Selected for short inner and outer trunk. Perfectly suited for sauerkraut production and short-term storage.



Ko 3 Brunswijker
(Braunschweiger)

Classical, high-yielding shredding cabbage variety. Forms very large, firm, flat-round heads with a short stalk and delicate, tasty leaves. Heads weight: 2 – 3 kg. Ideal for fermented cabbage production and for fresh market sale. Short-term storage is possible.



Cabbage for storage



Ko 90
Holt

Late, cold-tolerant white cabbage variety with round-flattened heads of about 2–3 kg weight. Densely layered leaf with short inner stalk. Maturity period approx. 140–150 days after planting.



Ko 14
Andor



ReinSaat breeding. Excellent, medium early ripening, vigorously growing, fine-ribbed storage cabbage variety. Forms densely filled, medium-sized, well-rounded heads with a short inner stalk. Heads weight 1.5 – 2 kg. Excellent taste. Ideally suited for fresh consumption and medium-term storage.



Ko 6
Dowinda



Vigorously growing storage cabbage variety with high yield potential from ReinSaat breeding. Round to high-oval, tightly closed heads, an extremely short inner struck. Green-grayish, robust leaves with a thick layer of wax. Heads weight 1.5 – 2 kg. Mild aromatic taste. Late ripening variety, good shelf life.



Ko 7 Türkis
Selection ReinSaat

Vigorously growing cabbage for storage with flat-oval-round, firm heads and heavily ribbed, very healthy leaves with broad leaf veins. Head weight approx. 0.8 – 1.5 kg. Best suited for fresh market sale and long-term storage.



Red Cabbage

Brassica oleracea convar. capitata var. rubra

Pre-cultivation: from February till June
Direct sowing: from April/May
Germination temperature: 15° – 20°C
Distances: 50 – 60 × 45 – 50 cm
Harvest: after approx. 14 – 21 weeks
Saatgutbedarf: 3 – 4,5 g/a
Sowing depth: 1,5 cm
Thousand seeds mass: 3 – 4 g
Propagator: BSA, RFE, SAT · *Growing charts on page 36*



Ko 48 Kalibos



Ko 77 RS-Ko-01.22
(Rosamund)



Breeding ReinSaat. In the variety test. Seeds for experimental cultivation. Fast-growing, early-ripening red cabbage variety that can be harvested as early as mid-June when planted from mid-March. Round, medium-sized, approx. 1 – 1.8 kg heavy heads on a short stalk have a balanced taste and medium shelf life. Ripening period is approx. 70 days.



Ko 5 Granat
Selection ReinSaat



Rapid growing variety with very good shelf life from ReinSaat maintenance breeding. Forms firm, well-filled, blue-red heads with a short inner stalk and good burst resistance. Heads weight 2 – 2.5 kg. Healthy, good matured leaves. For spring and autumn cultivation. Brings good yields even in areas with a shorter growing season.



Ko 10 Rodynda



Kultursaat breeding. Vigorously growing variety, with short stalk, robust roots and strong outer leaves. Firm, high-oval 1,5 – 2,5 kg heavy heads with a short inner stalk and a sweet, aromatic, not too sharp taste. Good for raw consumption. Suitable for early and medium storage periods.



Ko 48 Kalibos

Ko 48 Kalibos

Kalibos combines the beautiful red color of red cabbage varieties of mild, slightly sweet taste and the crispy leaves of pointed cabbage. The pointed, spherical approx. 2 – 2.5 kg heavy heads have a very short stalk are particularly suitable for raw consumption. Can be stored for a short time.



Ko 47 Tête Noire 3

Excellent, medium early ripening variety with dark red, very firm, round heads with and a very good taste. Head weight 1 – 2 kg. When sowing in spring, harvesting can take place in early autumn, approx. 60 – 70 days after planting. Popular variety in the Mediterranean region for autumn cultivation with harvest in the winter months.



Savoy cabbage

Brassica oleracea convar. capitata var. sabauda

Pre-cultivation: from February to end of May

Direct sowing: from April

Germination temperature: 15° – 20° C

Distances: 40 – 65 × 40 – 50 cm

Harvesting: after 8 – 20 weeks (variety dependable), frost tolerant variety also in winter

Required quantity of seeds: 2 – 4 g/acre

Sowing depth: 1 – 4 cm

Thousand seeds mass: 3 – 4 g

Propagator: RFE

Growing charts on the next page



Ko 15

Vorbote 3

REIN
SAAT

ReinSaat maintenance breeding. Very early variety with rather small, approx. 0.5 – 1 kg, pointed, spherical, firm heads. Curled, tender leaves with mild good taste. By early sowing and protected cultivation, harvest can be started as early as June. Cultivation time 65 – 75 days. Suitable for fresh consumption. Insensitive to light frost.



demeter



Ko 43

Violaceo di Verona

Crossbreed of savoy cabbage and white cabbage with a pleasantly mild taste. Medium-sized, flat-round heads with a beautiful red-green color and a slightly curled purple-red leaves. Can be grown as a spring variety for the harvest in autumn or as a late summer variety for harvesting in winter. Ripening time: 110 – 120 days.



demeter



Ko 40

Winterfürst 2

The best winter hardy of all savoy cabbage varieties with medium-sized, finely curled, firm, flat-round heads. This late ripening variety has to be sown in March to be able to form its heads in September/October. Ripening period: 120 – 130 days. Excellent shelf life. Suitable for overwintering to be harvested in early spring.



demeter



Ko 16

Langedijská

Langedijská is a winter variety with a very good shelf life. Forms beautiful, large, round and firm heads with rather slightly curled, medium to light green leaves. Long development time with harvesting from the beginning of October. Ripening period: 90 – 100 days.



demeter



Ko 44

Vertus 3

Mid-late autumn variety with flat-round, medium-sized, firm heads and an obstructed stalk. Finely curled leaves with a good, mildly spicy, aromatic taste. Suitable for fresh consumption. Medium-long shelf life. Cultivation period: 80 – 90 days.



demeter

Pre-cultivation Sowing/Planting Planting outdoors Harvest

Red Cabbage *Variety description on page 34*

Variety	Head shape	Head weight	Plant. distance	Planting – harvest	Feb	Mar	Apr	May	Jun	Jul	Aug	Sep	Oct	Nov
Ko 77 RS-Ko-01.22 (Rosamund)	round	1,0 – 1,8 kg	50 × 45 cm	ca. 70 days										
Ko 5 Granat	round	2,0 – 2,5 kg	50 × 50 cm	ca. 85 days										
Ko 47 Tête Noire 3	high oval	1,0 – 2,0 kg	50 × 50 cm	80 bis 85 days										
Ko 10 Rodynda	high oval	1,5 – 2,5 kg	60 × 50 cm	90 bis 100 days										
Ko 48 Kalibos	round-pointed	2,0 – 2,5 kg	60 × 50 cm	90 bis 100 days										

Savoy Cabbage *Variety description on page 35*

Variety	Head shape	Planting distance	Planting – harvest	Feb	Mar	Apr	May	Jun	Jul	Aug	Sep	Oct	Nov
Ko 15 Vorbote 3	round-pointed	40 × 40 cm	65 bis 75 days										
Ko 44 Vertus 3	flat round	50 × 50 cm	80 bis 90 days										
Ko 40 Winterfürst 2	flat round	65 × 50 cm	120 bis 130 days										
Ko 16 Langedijská	round	65 × 50 cm	90 bis 100 days										
Ko 43 Violaceo di Verona	flat round	65 × 50 cm	120 bis 130 days										

Kale

Brassica oleracea var. sabellica

Sowing: pre-cultivation – beginning of May till mid-June for planting from beginning of June till mid-July.

Germination temperature: 15° – 20° C

Distances: 50 – 65 × 50 – 60 cm

Required quantity of seeds: 2–4 g/acre

Sowing depth: 1–2 cm

Thousand seeds mass: 3–4 g

Propagator: DBO, FPE, LEI, RFE, ROS

Kale leaves for the winter harvest

Cultivation tips for all cabbage varieties marked with 

Winter hardiness: down to –8°C (palm cabbage Nero di Toscana), down to –20°C (green cabbage, sprouting cabbage)

Growing location: outdoor

Care instructions: fertilize well after planting in summer; ongoing harvesting of lower leaves during the winter months.


Cultivation scale

Planting **Harvesting**

Sprouting cabbage: June December to March

Green and palm cabbage: End of July to end of August December to March

Chinese cabbage: End of July to end of August October to December



Ko 93

Rosco



ReinSaat breeding. Red kale selected for healthy plant and vitality. Robust, dark purple, strongly curled leaves develop their typical, slightly sweet and aromatic taste after the frost, individual leaves can be harvested throughout whole winter.





Ko 54 **Nero di Toscana**
Brassica oleracea var. palmifolia




Decorative palm kale with medium height growth from ReinSaAT maintenance breeding. Blue-green leaves can be harvested individually starting from below. Great mild taste. Pre-cultivation from March in a cold beet, after about 6 weeks planting outdoors, intervals: 65 × 50 – 60 cm. Sowing direct – from mid-May. Harvesting from August to November (before severe frost).



Ko 24
Halbhoher, grüner Krauser

High-yielding kale variety with dark green, robust, strongly curled leaves. Aromatic and vitamin-rich winter vegetables that develop their full flavor after the first frosts. The leaves can be harvested from bottom to top throughout whole winter. Kale variety with medium frost tolerance.



Ko 28
Westlandse Winter

Strongly growing, palm-like, stable kale. Semi-tall, aromatic, tasty variety with finely curled, blue-green leaves. Westlandse Winter is a typical winter variety, rich in vitamin C, carotene and minerals with a slightly sweet, aromatic taste. Very high-yielding winter hardly kale.



Kohlrabi

Brassica oleracea var. gongylodes

Pre-cultivation to harvest: approx. 120 days (12–20 weeks),
early varieties about 8–12 weeks

Sowing: for planting in greenhouse – from beginning of January;
for planting under foil – from the beginning of February;
sowing direct outdoors – from beginning of April till mid-July

Harvest: end of April – end of October

Ripening period: an average of 120 days (12–20 weeks),
early varieties approx. 8–12 weeks

Germination temperature: 18°–20°C

Distances: 30 × 30 to 50 × 40 cm

Required quantity of seeds: 2–4 g/acre

Sowing depth: 1–1,5 cm


Thousand seeds mass: 3,5–4,5 g

Propagator: DBO, RFE, SAT, WTH



Ko 19
Superschmelz

Slow growing, bolt-resistant, white to light green, butter tender giant kohlrabi with bulbous stems of weight up to 8 kg. Strong, very aromatic kohlrabi taste. When planted in early July, reach approx. 1–1.5 kg weight. Late sowing for autumn harvest can be done until July and planted until August. Good shelf life until March.



Ko 21 **Blaro**



Ko 21
Blaro



ReinSaAT maintenance breeding. Fast growing, very aromatic kohlrabi for greenhouse and the whole outdoor season cultivation. Medium-sized, flat-round, tender bulbs of attractive blue-violet color and excellent taste. Semi-upright, medium-strong and medium-long stalked leaves. Good frost and bolt resistant variety.



Ko 18
Noriko

Medium to early ripening, white kohlrabi for outdoor cultivation. Suitable for growing in spring, summer and autumn. Forms large, flat-round, tender bulbs with a pleasantly mild taste. Tall stem with upright, strong foliage. Good cold tolerance. Sowing not before February.





Ko 17
Azur Star

The star among the blue colored kohlrabi varieties. Earliest, extremely beautiful, bolt-resistant kohlrabi for heated and cold greenhouse cultivation and for early cultivation outdoors. Shiny purple, slightly flattened, tender bulb with fine-stemmed, medium-strong leaves and a delicious kohlrabi taste.



Ko 26
Lanro

Proven, white, kohlrabi variety with tender, medium-sized, round bulbs and upright, fine-stemmed foliage. For the earliest outdoor cultivation and protected (fleece/foil) cultivation. Good cold- and bolt-resistant variety. Can also tolerate late frosts.



Chinakohl

Brassica rapa ssp. pekinensis

Sowing: mid-July to early August

Planting: Mid-July – mid-August, approx. 14 days after sowing with decreasing daylight length, otherwise risk of bolting

Distances: 50 × 40 cm

Required quantity of seeds:
pre-cultivation 5–10 g/acre,
direct sowing 8–15 g/acre

Sowing depth: 1–1,5 cm

Thousand seeds mass: 2,5–4 g

Propagator: RFE



Ko 38 Kaito



Ko 38
Kaito




ReinSaat breeding. Compact, mid-late ripening variety. Due to its good bolt-resistance, also suitable for early spring cultivation. Forms oval, approx. 25–30 cm long heads of 1–1.5 kg weight. Nice, dark green, strongly curled leaves and very good taste. Ripening period: approx. 90 days.



Ko 91
Akiko



Breeder: Reinsaat. Under variety examination. Seeds for trial cultivation. Very beautiful, high growing, tasty Chinese cabbage variety. Forms light green, densely filled, firm, 45–50 cm long, heavy heads. Relatively long ripening time (85–90 days). Suitable for eating raw, for wok dishes and for fermentation of kimchi.





Did you know that Chinese cabbage can be harvested until December?
You can find out more about the ReinSaat winter vegetable programme on page 96



Ko 29

Atsuko

Compact Chinese cabbage variety from ReinSaat breeding. Forms firm, oval heads of medium size (approx. 1 – 2 kg). Nice, light green, medium curved leaves. Very good, intense taste. Sowing from mid-July. Ripening period: approx. 90 – 95 days.

Ko 25 **Granaat**

Selektion ReinSaat

High growing, slender Chinese cabbage with closed 30 – 40 cm long, very tightly layered heads. With its tasty, dark green leaves, this variety is a popular vegetable for wok dishes. For autumn cultivation only. Special variety for hobby gardeners. Ripening period: 85 – 90 days.



Garden cress

Lepidium sativum

Sowing: in winter in the greenhouse, later in boxes; from mid-March until autumn outdoors

Distances: broad sowing in the greenhouse; outdoors – with a maximum row spacing of 10 cm

Required quantity of seeds:
broad sowing: 80–100 g/m²
row sowing: approx. 20 g/m²

Sowing depth: light germinator

Tausendkornmasse: 2–2,5 g

Propagator: BJW, GAM, ADE



Ko 92

Hiromi

Uniform, compact Chinese cabbage with oval, closed, firm heads and excellent inside quality. Average weight is about 1.2 kg. Bolt resistant variety, suitable for spring cultivation. Used fresh in salads or steamed, Hiromi brings mild, fine aroma to your plate. Ripening period is approx. 60 – 70 days.



Kr 1

Common garden cress

Fast growing, common garden cress with pinnate leaves. For year-round cultivation in greenhouse and outdoor cultivation in spring and autumn. Sow the seeds densely and do not cover with soil (light germinator). Just knock on the soil and keep it well moist for the first few days. Good variety for cultivation in small bowls.



Kr 2

Large-leaved cress

Large-leaved, rapidly growing cress with a significantly higher weight yield than the common garden cress. Long shelf life, thus an ideal cut variety. A good complement to Asian leafy vegetables due to its size and aroma. Very frost-resistant variety.



Pumpkins/Squash

Cucurbita ssp.

Pre-cultivation: in pots from the end of April till May for planting from mid-May after the last frosts.

Sowing: outdoors from mid-May after the last frosts; min. soil temperature 10–12°C; very sensitive to humidity and cold

Distances: row spacing 2 m; within the row approx. 1 m

Required quantity of seeds: direct sowing approx. 100–140 grains/acre; pre-cultivation approx. 55–75 grains/acre

Sowing depth: 2–3 cm

Thousand seed mass: 200–500 g (depending on the variety)



Kü 38 Honeynut

Edible Pumpkins / Squash

Propagator: AMA, ARC, BIS, DBO, FLO, FPE, GAM, JAN, JPE, MAH, NJE, PAN, RFE, ROS, SPE, WAP



Kü 9
Hokkaido Orange



Large, high-yielding Red Kuri type pumpkin from ReinSaat maintenance breeding. The ripe, pear-shaped, bright orange-red fruits reach a weight of approx. 2–3 kg and can be used with their peel (softens when cooked). Orange-yellow flesh has chestnut-like aroma. Very good shelf life.



BIO



Kü 10
Red Kuri

Creeping pear-shaped Hokkaido pumpkin with orange-red skin and orange-yellow flesh. Excellent pumpkin with a fine nutty taste. The fruits, which weigh 1–1.5 kg, can be eaten with the peel (becomes soft when cooked). Very good shelf life at a storage temperature of approx. 15°C.



demeter



Kü 78
Uchiki Kuri

Early-maturing, growing on long shoots Uchiki Kuri is an orange-red, smooth-skinned, particularly thick-fleshed pumpkin of the Hokkaido type. Fruits reach a weight of approx. 1.5 kg and are particularly aromatic. Uchiki Kuri is versatile and can be processed with its skin. Excellent edible pumpkin with very good shelf life.



BIO



Kü 43
Blue Kuri

This long shoot pumpkin variety produces dark green to ochre-brown thin-skinned, thick-fleshed fruits with a strong yellow-orange flesh and a nutty, chestnut-like aroma. Fruit weight is about 1.5–2.5 kg. Blue Kuri is versatile in the kitchen and does not need to be peeled before processing.



demeter



Kü 32
Solor

Orange colored, fleshy, creeping Hokkaido-type pumpkin. Solor has approx. fruit weight of 1–1.5 kg. Very tasty, non-fibrous flesh with a pleasant sweet-nutty-aroma. Plant density: 10–12,000 plants/ha. Very good storage life at approx. 15°C.



BIO



Kü 13
Blue Ballet

Kultursaat breeding. Blue Ballet forms beautiful, round, slightly pear-shaped fruits (1 – 3 kg) with a gray-blue, smooth skin. Bright yellow-orange, aromatic flesh with a firm, fiber-free consistency and a distinctive chestnut taste. Average yield: 2 fruits per plant. Very good shelf life until April.



Kü 16
Green Hokkaido

This broad, round, climbing Hokkaido pumpkin variety with its firm, yellow flesh and extremely fine, nut-like aroma, is a jewel among pumpkins. Green Hokkaido can be cooked with its dark green shell. Fruit weight 1.5 – 2 kg. Good shelf life until January/February.




Kü 24
Futsu Black

Very beautiful nutmeg pumpkin, the strongly ribbed fruits of which change color from dark green to terracotta with a gray patina as they ripen. Bright orange, thick flesh with an excellent, fruity taste. Fruit weight of 1 – 2 kg. Good storage capacity.




Kü 41
Buttercup

This long shoot variety with blocky, dark green fruits and turban-like cap is thick-fleshed and produces mildly sweet, tasty orange flesh with a particular silky-soft texture. Fruit weight is approx. 1 - 1.5 kg. Various processing possibilities: baking, grilling, steaming, for soups, curries and much more.





Kü 21
Table Queen

Long-shoots, relatively early maturing edible pumpkin with dark green to black-green, ribbed fruits. Fruit weight 0.7 to 1.5 kg. The light orange flesh tastes aromatic with a slight sweetness. Best suited for baking. Good shelf life (up to three months).



Kü 22
Rondini

Long shoots pumpkin variety with many small, round dark green fruits. Yellowish flesh with a fine nut aroma. The young pumpkins can be prepared similar to zucchini (e.g. stuffed). Fruit weight approx. 0.2 – 0.3 kg. Ripe pumpkins can be stored well, young fruits only to a limited extent.



Kü 20 **RS-Kü-01.24**
Spaghetti pumpkin

Popular spaghetti pumpkin with large, oval yellow fruits. The tasty, yellow flesh disintegrates during cooking into the spaghetti-like threads. Slightly creeping with long shoots. Fruit weight: approx. 1 – 3 kg. Medium shelf life.




Kü 18
Pâtisson blanc

Very large, flat, round, bright white pattypan squash/pumpkin with wavy edges. The cream-colored young fruits can be used with their skin as raw vegetables, filled like zucchini, or sweet as compote or for vanilla custard (Slovenian dessert). Hardly climbing. Fruit weight approx. 0.5 – 1 kg. Can be stored for a limited time.



Kü 17
Patisson yellow/Lillesol

Breeder: Reinsaat. Vigorously short shoots growing pattypan squash/pumpkin with flat, round, finely cupped, orange fruits. The very aromatic fruits can be harvested young (approx. 5 cm Ø) like zucchini with skin or ripe (approx. 450 g) for filling and pickling.





Kü 12
Rouge vif d'Etampes

Long shoots, decorative, vigorously growing variety breeding from type Roter Zentner breeding. Very large, flat-round, bright orange-red fruits with a fruit weight of 5 kg and more. Very tasty, yellow-orange flesh is ideal for cooking and baking. Very high yielding variety. Good shelf life.



Kü 37
Blanche platt white boer

Long shoots, very decorative, white pumpkin with beautiful, 5 – 8 kg heavy, flat, round, slightly ribbed fruits. The bright orange, carotene-rich, firm flesh with its slightly sweet taste is suitable for all pumpkin dishes. This variety requires plenty of warmth and should therefore be pre-cultivated.




Kü 28 **Bleu de Hongrie**
Ungarischer Blauer

Vigorously growing, creeping with long shoots, excellent pumpkin. Beautiful, medium-sized, flat-round fruits with a gray-blue to turquoise, smooth skin. Fruit weight approx. 5 – 10 kg. Bright orange, slightly sweet, tasty flesh. Good storage capacity.




Kü 27
Zappalito

Bush-shaped, high-yielding pumpkin variety. The young, still light green, round fruits can be harvested in tennis ball size (Ø 8 – 12 cm) and used like zucchinis with peel. Yellowish, fine aromatic flesh.



Kü 34
Atlantic Giant

Atlantic Giant is a top variety for record-breaking competitions. Even beginners can produce fruits weighing 25 – 50 kg by leaving only 1 fruit per plant. For record pumpkins weighing several 100 kg you need a lot of experience, enough space, appropriate weather and a lot of luck. Modest in taste.



Kü 14
Langer von Neapel

A musky pumpkin Langer von Neapel is known as the »king of pumpkins«. Slightly flamed, green, when ripe orange-yellow fruits of 75 – 100 cm in length and 15 – 20 cm in diameter. Deep orange, firm, very aromatic flesh with very few seeds. Long growing season, pre-cultivation is recommended.



Kü 26 **Muscade de Provence**

Kü 26
Muscade de Provence

Long shoots, vigorous growing variety with flat, rounded, ribbed, dark green and very decorative fruits when fully ripe, ocher-brown. Orange-red, very aromatic flesh. Fruit weight approx. 3 - 8 kg. Good storage capacity, if harvested not too early in autumn. Requires plenty of warmth.



Variety		Botan. name: Cucurbita	Fruit- weight/kg	Shell color	Color flesh	Vegetations period/days*	Shelf life
Edible Pumpkins							
Kü 9	Hokkaido orange	C. maxima	2 – 3	orange-red	yellow-orange	90	very good
Kü 10	Red Kuri	C. maxima	1 – 1,5	orange-red	yellow-orange	90	limited
Kü 78	Uchiki Kuri	C. maxima	1 – 1,5	orange-red	yellow-orange	90	very good
Kü 32	Solor	C. maxima	1 – 1,5	orange-red	orange	85	very good
Kü 13	Blue Ballet	C. maxima	1 – 3	grey-blue	yellow-orange	90 – 100	very good
Kü 16	Green Hokkaido	C. maxima	1,5 – 2	dark-green	yellow-orange	90	good
Kü 24	Futsu Black	C. moschata	1 – 2	green (grey)	orange	ca. 110	very good
Kü 24	Table Queen	C. pepo	0,7 – 1,5	dark green, black	light orange	100	good
Kü 22	Rondini	C. pepo	ca. 0,3	dark green	yellow-orange	60 – 90	good
Kü 20	RS-Kü-01.24	C. pepo	1 – 3	yellow	gelb	approx. 90	limited
Kü 18	Pâtisson blanc	C. pepo	ca. 1,5	white/creme	creme	95	limited
Kü 17	Patisson yellow/Lillesol	C. pepo	ca. 0,5	orange	orange	is harvested young!	
Kü 12	Rouge vif d'Etampes	C. maxima	5 – 15	orange-red	orange	approx. 110	good
Kü 37	Blanche platt white boer	C. maxima	5 – 8	white/creme	orange	approx. 110	good
Kü 28	Bleu de Hongrie	C. maxima	5 – 10	turquoise gray	orange	approx. 125	very good
Kü 27	Zappalito	C. maxima	1	dark green	orange	is harvested young!	
Kü 26	Muscade de Provence	C. moschata	4 – 10	d.gr./beige/grey	orange-red	approx. 130	very good
Kü 11	Gele Centenaar	C. maxima	10 – 30	yellow	yellow-orange	approx. 110	good
Kü 34	Atlantic Giant	C. maxima	> 25	orange-red	orange	120	limited
Kü 14	Langer von Neapel	C. moschata	8 – 20	green/beige	deep orange	100 – 110	very good
Kü 33	Violina	C. moschata	2 – 3	terracotta	orange	110 – 120	good
Kü 23	Longue de Nice	C. moschata	2 – 4	green/beige	orange	100 – 110	very good
Kü 29	Trombetta di Albenga	C. moschata	ca. 2	beige	light orange	120 – 130	good
Kü 38	Honeynut	C. moschata	0,5 – 0,7	green/beige	deep orange	approx. 110	good
Kü 35	Mini Butternut	C. moschata	0,5 – 0,7	beige	orange	approx. 120	very good
Kü 25	Butternut Waltham	C. moschata	1 – 2,5	beige	orange	120 – 140	very good
Kü 64	Red Turban	C. maxima	1 – 3	red-green-white	yellow-orange	60 – 90	good
Kü 63	Sweet Dumpling	C. pepo	200 g	greenn/creme	light orange	approx. 90	good
Kü 73	Jack O'Lantern	C. pepo	ca. 3	orange	orange	approx. 120	limited
Kü 41	Buttercup	C. maxima	1 – 1,5	dark green	orange	100	good
Kü 43	Blue Kuri	C. maxima	1,5 – 2,5	blue/green	yellow-orange	ca. 100	very good

*Data may vary depending on weather, location and crop management



Kü 33
Violina

Later maturing, slightly longitudinally ribbed muscatel variety pumpkin, which is reminiscent of a violin on its shape. Approx. 2 – 3 kg heavy fruits with a nice rough, terracotta colored skin. Firm, orange-colored flesh with a fine, sweet-nutty taste.



Kü 11 Gele Centenaar
Gelber Zentner

Vigorously growing, creeping variety with round, imposing, yellow fruits weighing up to 50 kg. Yellow-orange, aromatic flesh. Traditionally used for pumpkin pie, chutney, and jam. Good storage capacity. Popular Halloween pumpkin.




Kü 38
Honeynut

Small (approx. 15 cm), cylindrical butternut squash that ripens from dark green to orange. Fruit weight approx. 500 – 700 g. Very aromatic, dark orange pulp with a sweet taste reminiscent of melons. Weak climber, high-yielding, mildew-resistant variety. Long ripening time.



Kü 29
Trombetta di Albenga

Imposing, yellow-green, club-shaped fruits with a long, thin, completely seed-free neck and a small seed cavity. Orange, firm flesh with an excellent, slightly nutty taste. Young, green pumpkins can be used with their skin like zucchini. Yield per plant: approx. 4 – 6 fruits of 2 – 4 kg.



Kü 23
Longue de Nice

The club-shaped, beige fruits of this climbing variety can be up to 1 meter long and weigh 8 kg. The intense orange, fine, slightly sweet flesh is completely seed-free in the long neck of the fruit. Young fruits can be eaten green like zucchini. Can be stored up to 8 months.



Kü 25
Butternut Waltham

Warmth-loving, beige-brown pear-shaped pumpkin with a pleasantly sweet, nutty taste. This cultivation was selected for a long (approx. 30 cm), thick, seedless neck and a small seed cavity. Yellow-orange, firm flesh. Fruit weight up to 3.5 kg. Matured fruits have a very good shelf life.



Kü 35 Mini Butternut
Selection ReinSaat

ReinSaat breeding. Pear-shaped small, beige-brown butternut squash with the quality and taste of »Butternut Waltham«. Forms approx. 15 – 20 cm long and approx. 750 g heavy fruits with yellow-orange flesh and sweet, nutty taste. Good shelf life. The ideal pumpkin for »cooking for one« kitchen.




Kü 63
Sweet Dumpling

Very decorative creamy white, green ribbed ornamental and edible pumpkin. Sweet Dumpling, with its small fruits and the light orange flesh reminiscent of chestnuts, is an ideal fried pumpkin. Fruit weight: approx. 200g. Shelf life: 3 – 4 months.



Kü 73
Jack o'Lantern

Typical Halloween pumpkin variety with the best skin for carving and cutting. Approx. 3 kg fruits with orange-gold flesh. Excellent for creamy pumpkin soups. Slightly climbing plants. Ripe fruits can be stored for approx. 4 months.



Oil pumpkins

Cultivation: from end of April to beginning of May (depending on the location); minimum soil temperature 10°C

Spacing: 0,40 – 0,45 × 1,80 m or 0,50 × 1,40 m

Required quantity of seeds: 4 kg/hectare

Thousand seeds mass: 210 g
Propagator: HSC



Kü 30 Retzer Gold ungebeizt

Breeding H. Schleinzler, L. Pischinger. Long-shooting growth, medium-sized, soft-skinned Styrian oil pumpkin. Large, dark olive-colored seeds sit loosely in the fruit flesh and can be easily removed from the fruit cavity. For professional cultivation in warm locations. Direct sowing not before the end of April/beginning of May (depends on location). Soil temperature min. 10°C.



BIO

Kü 31 Retzer Gold gebeizt

Breeding H. Schleinzler, L. Pischinger. The variety corresponds to Kü30 Retzer Gold untreated, but Kü31 Retzer Gold is treated with a cooper agent approved in Austrian organic farming.



BIO

Ornamental pumpkins

Propagator: AMA, BPP, CRO, GHO, MAH, PAN



Kü 66 Speckled Swan

Light marbling, dark green smooth skin squash, reminiscent of swans with very long, club-shaped necks. The fruits can reach up to 50 cm in length. Not suitable for consumption. Only a few fruits left on the plant ensure the ripening process and increase the shelf life. Vertical support is recommended.



Kü 60 Mischung kleinfrüchtig

Special mixture of small-fruited, decorative, multi-colored varieties such as B. Pyrus Bicolor, Mini Bottle, Crown Pumpkin, Sweet Dumpling, Autumn Wings, Bicolor Pear and others.



Kü 64 Red Turban

Very decorative pumpkin with its characteristic mushroom shape: with an orange-red »head« and a green-white striped »belly«. The small fruits have a very sweet flesh and are also suitable for consumption. Fruit weight: 1 – 3 kg. Fruit diameter: 10 – 30 cm.




Kü 72 Mini Bottle

Small calabash gourd with many green, approx. 15 cm long fruits. Vigorously growing climbing variety. Each plant forms countless white, very attractive flowers, that open in the evening. Fruits are not suitable for consumption. The very smooth skin fruits are good for drying and painting. Vertical support is recommended.



Kü 68 Kronenkürbis

»Crown of Thorns« type of ornamental gourds with finger- or thorn-like projections and an interesting whitish-green to orange yellow-green pattern. Diameter of the fruits about 8 – 12 cm. Per plant approx. 6 – 12 fruits. Planting: 1 plant/m²



Turnips

Brassica rapa var. rapa

Sowing: the first sowing from March/April till May;
the second sowing from June till August

Distances: 20–30 × 5–10 cm

Cultivation time: 12–20 weeks

Required quantity of seeds: 40–50 g/acre

Sowing depth: 1–2 cm

Thousand seeds mass: 1,5–2,2 g

Propagator: ARC, DBO, FPE, GBL, RFE



Ko 80
Di Milano a colletto viola

Flat-round, very fast-growing turnip with clearly prominent root formation for spring and autumn cultivation. Forms purple, 6–8 cm large turnip heads with white, delicate, not very sharp flesh. When the turnip is harvested young, it can be eaten raw, like kohlrabi, or preserved through fermentation.



BIO



Ko 81
Snowball

High-yielding, rapid-growing turnip variety. The spherical, white turnips achieve their optimal quality with a head diameter of approx. 6–8 cm. Tender, firm flesh with a spicy, slightly sweet taste. Excellent variety for raw consumption.



BIO demeter



Ko 82
Jaune boule d'or

High-yielding, bolt and burst-resistant turnips variety. The beautiful, round, yellow colored turnips reach their optimal fruit quality at approx. 6 cm Ø. Very good turnip variety of versatile usage. Sow in March for harvest in May or sow in mid-August for harvest in autumn.



demeter




Ko 83
Platte Witte Mei

Flat-round, white turnip with a slightly green shoulder and fine roots formation. Bolt and burst resistant, robust variety. This turnip has a very smooth skin and tender, crunchy flesh. Optimal harvest is with turnips diameter of 6–7 cm. Suitable for all growing periods.



BIO demeter



Ko 84 RS-Ko-03.24
(Ludowski)

Goldish yellow, flat-round turnip with tender, firm, creamy white to light-yellow flesh. The slightly sweet turnips grow all year round with the quality highpoint in autumn. Year round greenhouse cultivation, outdoors – from May to October for spring and autumn cultivation. Good shelf life.



demeter



Ko 85
Blanc globe à collet violet

Round, white turnip with a purple shoulder and strong foliage for year-round cultivation. Fine, tender, white flesh with a particularly mild, slightly spicy taste and a melon-like consistency. Very fast-growing and bolt-resistant variety. Sowing direct from July to August for harvest in late autumn. Good storage life.



demeter

Sweet Corn

Zea mays convar. *saccharata*

Sowing: from mid-April till beginning of June

Distances: individual rows: approx. 60 cm,
double rows: 80–100 × 20–25 cm.

To avoid cross-pollination, a minimum distance of 300 m from other corn varieties should be maintained.

Required quantity of seeds:

approx. 130–250 g/acre

Sowing depth: 3–5 cm

Thousand seeds mass: 130–300 g

Propagator: SAT, WAP



In sweet corn, the conversion of sugar into starch is interrupted. When ripe, the grains shrink like sugar peas..



Zu 92

Ashworth



ReinSaAT breeding. Very early ripening high-yielding sweet corn with convincing cob quality. Stable, robust variety, also suitable for cultivation in cooler regions, with plants up to 1.50 m high. Forms thick, 15 cm long cobs with yellow, sweet seeds. Proven hobby gardener variety.



Zu 94

Damaun



KultursaAT breeding. The world's first, extra-sweet, open-pollinated sweet corn variety. The degradation of sugar to starch is significantly slowed in the case of Damaun variety. Strong juvenile development, stable and robust. Short ripening period of approx. 85–95 days, medium-high growth. Particularly aromatic taste with pronounced sweetness.



Zu 91

True Sweet Gold



ReinSaAT breeding. High yielding sweet corn variety with 2–3 m high, robust, stable plants. Forms beautiful, 18–20 cm long cobs with golden yellow, aromatic-sweet grains. Long-lasting, intense sweetness in the milk ripeness stage. Proven robust hobby gardener variety.



Zu 90

Golden Bantam

Medium early, ripening, robust, vigorously growing variety should be harvested in the milk ripe stage for good cob quality. Forms relatively large cobs with beautiful, yellow, pleasantly mildly sweet grains. Very quick degradation of sugar to starch, therefore quick processing after the harvest is necessary. Popular hobby gardener variety.



Zu 96 **Tramunt**

Zea mays convar. *Saccharata*



Breeding KultursaAT. Medium-late, tall-growing sweet corn with homogeneous, large, yellow cobs. Excellent grain quality with aromatic-extra sweet taste. Maturity approx. 105 days after sowing.



Popcorn

Zea mays convar. *microsperma*

Propagator: RUL



Zu 99 White Selection



ReinSaat breeding. Early ripening, white popcorn variety of good, reliable quality. Light colored grains with a slight tip and very good taste. 90 days maturation period. Good maturity even in cooler locations. Allow the cobs to ripen on the plant, dry for several weeks indoors.



Zu 98 Kremgolyo

Kremgolyo is a vigorously growing popcorn variety with 2 to 4 cobs per plant. The strong yellow, spherical grains can be easily pounded from the approx. 25 – 30 cm long cobs. 90 days maturation period. High yielding, reliable variety.



Ornamental Corn

Zea mays convar. *microsperma*

Distances: individual rows:
approx. 30 – 45 × 15 – 30 cm

Propagator: GHÖ, JPE



Zm 71 Ornamental Corn Erdbeermais

Extremely decorative, beautiful variety with oval-round about 5 cm long cobs densely covered with dark red grains. When ripe, strawberry colored cobs are suitable for grilling and as popcorn. When dry, the berry-like, bright red cobs are used in floristry and decoration.



Pay attention to the right neighborhood!

In order to obtain organic open-pollinated seeds, a minimum distance of 300 m – 1 km from other maize varieties should be maintained.

Zm 70 Ornamental Corn Karibik

Very decorative ornamental corn mixture of various colorful small cobs varieties. Plants height up to approx. 1.80 m. Sown at the end of April at a soil temperature of at least 12°C, the 10 – 12 cm long cobs will be ready for harvest around mid-September. For floristry and decoration usage.



Swiss Chard

Beta vulgaris ssp. *vulgaris*

Pre-cultivation: for outdoors – from March till June to plant from April till July; for overwintering in cold greenhouse – from beginning of September to plant in the beginning of October.

Sowing direct outside: April till mid-June

Germination temperature: 18–20°C

Distances: 30–40 cm

Required quantity of seeds: pre-cultivation 24 g/acre, direct sowing 100–150 g/acre

Sowing depth: approx. 3 cm

Thousand seeds mass: 10–18 g

Propagator: FPE, GHO, RFE, SAL, WTH



Most chard varieties are also suitable for harvesting in winter. Read more about this on page 96.



Ma 162

RS-Ma-01.23 (Five Colours Yellow)

In the variety test. Seed for trial cultivation. Very attractive, stem chard with broad, bright yellow stems and slightly blistered, strongly veined, medium green leaves. The color remains unchanged when cooked. Particularly suitable for fresh market sale.



Ma 17

Jessica



Breeding: ReinSaat / Fred Holzer. Rapidly growing Italian type chard. Very tasty, compact, upright growing variety with dark green, leathery leaves on white stems. Suitable for early spring cultivation. Optimal cultivation in subsequent sowing from mid-June to the end of July for the autumn harvest. Overwintering cultivation in the cold house for the spring harvest. Fruit weight approx. 0.7–1 kg. Can be harvested like only individual stems or the whole plant for fresh market sale. Development time approx. 80 days. Very bolt resistant variety.






Ma 12
Walliser




ReinSaaat maintenance breeding. Broad-ribbed high growing chard variety with large, long, dark green leaves and very broad, white stems. Long harvest period for the individual stems from the beginning of June to the end of September. Suitable for outdoor and protected cultivation. Development time approx. 70 days. Very bolt resistant variety.



Ma 20
Magenta Sunset

Magenta Sunset is a real eye-catcher in the vegetable garden! The fast-growing swiss chard provides deep light green leaves on bright pink-violet stems with a fine, intense taste and a long harvesting period till winter.



Ma 13
Lucullus

Vigorously growing, yellow-green swiss chard with finely curled, approx. 45 cm long, narrow-ribbed leaves. Excellent, fine chard taste. Very high-yielding and bolt-resistant variety. Used as ribbed chard and swiss chard. Tolerates light frosts. Development time approx. 60 days.



Cv 121
Ferrio



ReinSaat breeding. Very attractive chard with glowing red, slender stems and red-veined, dark green leaves. Long, curled leaves retain their bright colors even when cooked. Aromatic, tasty variety. Ripening time: approx. 60 days.



Ma 14
Verde a costa bianca 3


Tasty stem chard with upright, slightly corrugated, dark green leaves and very broad, white ribs. Sowing under glass from February, outdoors from March to July. Development time approx. 60 days. In a mild climate you can be sowed until October for harvest in spring. Bolt-resistant variety.



Ma 19
Tre Colori



ReinSaat breeding. Medium-high, colorful stem chard with stalks in white, orange and red. Color of the slightly blistered, heavily veined leaves also vary from bright green to purple-red. Tre colori keeps its bright colors even when cooked. Very attractive, colorful mixture for fresh market sale and hobby gardens.



Aubergine/Eggplants

Solanum melongena

Pre-cultivation: from January to March

Planting: from February till May

Germination temperature: 22–25°C

Distances: 70 × 50 cm

Required quantity of seeds: 1 g for approx. 100–150 plants

Sowing depth: approx. 1 cm

Thousand seeds mass: 3–5 g

Propagator: AJG, BPP, JAN, RFE




Me 14
Luiza

Very high-yielding, medium-early ripening variety for protected cultivation in greenhouse. The variety can also be grown outdoors in warm locations. Oval-round, dark purple, shiny black fruits with slightly prickly calyx. Firm, fine aromatic flesh without a bitter aftertaste.



Me 21
Nero

High-yielding, medium-high growing variety with thick, drop-shaped, purple-black, shiny fruits with a green calyx. Greenish white, firm, aromatic flesh. Early to medium early ripening variety. Suitable for greenhouse cultivation and outdoor cultivation in warm locations.



Me 19
Galano

The variety goes back to a bulbous breeding line with purple-white stripes. The late-ripening fruits are teardrop-shaped, firm with a green calyx. The pure white, firm flesh has a mild, delicate aroma. Suitable for greenhouse cultivation.




REIN
SAAT

demeter



Me 20
Cesky Rany

Cesky Rany is a very robust, high-yielding outdoor variety with a stable plant structure and drop-shaped, matt dark purple fruits with a purple calyx. The flesh is slightly greenish in colour and tastes extremely aromatic. The variety reliably produces good yields outdoors, even in cooler regions.



REIN
SAAT

demeter



Me 17
Kono

ReinSaat breeding. Early maturing (from the end of July) and very high-yielding variety. Stable, bushy growing plants with small, round, shiny dark-purple fruits with purple calyxes. Fruit diameter about 6–10 cm. Firm, greenish white flesh with a very fine, fruity aroma. For outdoor, protected cultivation; also suitable for cultivation in pots.



REIN
SAAT bioverita


REIN
SAAT

demeter



Me 22
Blanche Ronde à Oeuf

Medium-early ripening, very high-yielding eggplant variety for protected cultivation under glass and film or for pot cultivation. Compact growing, stable plants form numerous egg-shaped, pure white fruits with green calyx and pure white, fine-aromatic flesh without bitter notes.




demeter



Me 13
Nala

ReinSaat breeding. Under variety examination. Seeds for trial cultivation. Beautiful dark purple, elongated, cylindrical fruits with a green, slightly prickly calyx. Fruit length 20–25 cm. Good taste with very little bitterness. Medium-early ripening variety, for greenhouse cultivation; in warm locations can be planted outdoors.



BIO demeter



Me 12
Violetta lunga 3

Medium-early, very high-yielding variety with vigorous, stable, high plant structure. Forms long, club-shaped, dark-purple fruits with a green calyx. Fruit length about 25 – 30 cm. Fine aromatic flesh. The ideal eggplant for classic Mediterranean dishes. Suitable for greenhouse cultivation; in warm locations can be planted outdoors.



Me 11
RS-Me-01.23 (Tarim)



Special eggplant from the ReinSaat breeding, Asian type. In the variety test. Seeds for trial cultivation. This extremely productive, early-maturing, stable variety produces an abundance of 10 - 15 cm long, lavender-colored, white-fleshed fruits. Its tender, aromatic flesh with a slightly sweet note can be enjoyed raw in salads, sautéed, grilled etc.



Me 15
Tsakoniki

Medium-early ripening, very high-yielding variety from Thanasis Roris, a gardener from Tsakonia on the Peloponäes. Long, purple-white marbled fruits with firm, white, very tasty flesh. Fruit length approx. 30 cm. Suitable for greenhouse and outdoor cultivation in warm locations.



Me 23 **Rotonda bianca sfumata di rosa**

Medium-early ripening, high-yielding, vigorously growing variety with attractive oval-round, white-pink-purple-colored fruits and light green, only slightly prickled calyx. Thin-skinned with pure white, tender, firm flesh has a low seeds content and mild-fine aroma without any bitter note.



Me 24
Listada de Gandia

Medium-late ripening, high-yielding eggplant variety with a very good plant health and tall, vigorous growth. Oval 15 - 20 cm long fruits are white with beautiful dark purple stripes. This variety, which originates from Spain, is characterized by particularly tender flesh which does not become bitter.



Melons

Cucumis melo

Sowing: from April till May; pre-cultivation; optimal soil temperature 25°C

Planting: from mid-May in greenhouse; in protected outdoor locations; need warm day and night temperature (over 10°C), can be covered with fleece.

Germination temperature: 25–30°C

Distances: 100 × 30–50 cm

Required quantity of seeds: 200 seeds or 5–10 g/acre

Sowing depth: approx. 2–3 cm

Thousand seeds mass: 20–45 g

Propagator: AMA, ARC, JAN, MOM, PAN, RFE, ROS, RUL

Sugar Melons

Cucumis melo



Me 96

Petit gris de Rennes

Very early ripening, high-yielding melon variety with sweet, aromatic fruits, that ripen well even under less warmth conditions.

Round, gray-green striped melon with a smooth skin and fine, orange-colored flesh. Very good, sweet melon taste. Fruit weight 0.5–0.8 kg.



Me 92

Hógolyó


Medium-late ripening variety forms round fruits weighing approx. 1.5 kg with a reticulated skin. Light green, very juicy flesh with a sugar-sweet melon aroma. Can also mature in less warmth areas (fleece or foil protection is recommended in late summer period). Can be stored for a short time at 10–12°C.



Me 95

Tendral negro tardio

Honeydew melon with a greenish black, slightly furrowed skin and firm, light green, very sweet flesh. Forms large, oval fruits that can also be stored for some time. Fruit weight approx. 2–3 kg. Cultivation in very warm, protected areas outdoors and greenhouse cultivation are recommended.



Me 97 Charentais

Me 97

Charentais

Early ripening melon of the cantaloupe type. Forms beautiful, round, only slightly reticulated fruits with a fruit weight of 0.7–0.9 kg. Charentais has orange, extremely tasty, sweet flesh. High-yielding variety for warm, protected outdoor locations and greenhouse cultivation.





Me 91
Hale's Best Jumbo

This robust, healthy growing honey melon variety produces finely reticulated, oval fruits with bright orange flesh. Fruits weigh up to 2 kg. Best Jumbo is suitable for growing in a greenhouse cultivation and also grows successfully outdoors in warm regions of Central Europe.



Watermelon with Feta cheese

Serves 4:

700 g chilled **watermelon** (rind removed),
280 g **Feta cheese**, 20 g **basil leaves**,
1/2 small **red onion**, cut into very thin
rings (to taste), **olive oil**

Cut the watermelon into thick wedges, then into triangles. Cut the feta into large but thin pieces or simply crumble by hand.

Arrange all the solid ingredients on a platter and mix lightly. Drizzle with a little olive oil and serve immediately.

Wassermelonen

Citrullus lanatus



Me 80
Sugar Baby


Warmth-loving, early ripening, high-yielding watermelon variety with dark green, smooth skin. Red, very juicy, sweetly aromatic flesh. Fruit weight 1.5 – 2.5 kg. For outdoor cultivation in warm locations and for greenhouse cultivation.



Watermelon Art

Me 81
Crimson Sweet

Crimson Sweet is extremely early ripening watermelon variety and is therefore also suitable for outdoor cultivation in our latitudes. Round-oval fruits are striped green on the outside, the flesh is rich, bright red with a wonderful sweet taste. Ideal as a snack, for desserts or as a low-calorie thirst quencher on hot summer days. Fruit weight is about 5 to 10 kg.





Carrot selection at ReinSaat in St. Leonhard am Hornerwald in Lower Austria



Carrots

Daucus carota ssp. sativus

Sowing: greenhouse and under foil from January; outdoors from beginning of March to end of June

Distance: 30–50 × 2–3 cm

Germination temperature: 20–25°C

Required quantity of seeds: early varieties 60–80 g/acre, late varieties 30–50 g/acre

Sowing depth: approx. 1–2 cm

Thousand seeds mass: 0,8–1,2 g

Propagator: BSA, RFE, SAT



Carrot selection at ReinSaat



Mö 9
Nantaise 2/Milan



Kultursaat breeding. This variety is suitable for both: early cultivation (bunch and wash carrots), as well as for late cultivation (storage carrots). Early cultivation from the end of February, storage cultivation until the end of May. Tasty, bright orange-colored carrots with good foliage. Ripening period: 90 – 110 days. Good storage life up to spring.



Mö 28
Solveig



ReinSaat breeding. Under variety examination. Seeds for trial cultivation. Bright yellow, 20-25 cm long, smooth-skinned carrots with a rounded tip and strong foliage, selected for taste, shape and color. Suitable for fresh consumption and as a storage carrot. Ripening period: 100 – 120 days.

Solveig was selected by taste using the biodynamic method developed by breeder Dieter Bauer. With this very effective method, in addition to the external shape, color, heart quality, foliage, and above all the taste factor can be considered.



Mö 19
Dolciva



Kultursaat breeding. Juicy, flavor-selected variety of the Nantaise type with rapid milky-ripening development and healthy, strong foliage. Relative burst-resistant, tolerant to Alternaria. For early cultivation (as bunch and wash carrots) sowing from the end of February; cultivation for storage – from the end of May. Ripening period: approx. 120 days.



Mö 13
Nantaise 2/Fanal


Beautiful variety from Nantaise type with long, cylindrical, blunted shape without green shoulders. Smooth, easily washed skin. Juicy, sweet, intensive orange crispy flesh. Ripening period 85 – 105 days. Only available as a seed tape.



Mö 8
Treentaler



Treentaler is a very juicy, from Saat: gut e.V. selected for taste carrot variety with good shelf life. Well-colored, long, slim, cylindrical carrots with a smooth, orange skin. Very suitable for the fresh harvest in summer. Relative burst-resistant variety. Ripening period: approx. 120 days.






Mö 11
Rodelika



Kultursaat breeding. Vigorously growing, high-yielding variety with strong foliage. Long, blunt, very smooth-skinned, intensely orange-red carrot with a strong, sweet-aromatic taste. Very good for storage and for industrial cultivation. Suitable for cultivation in heavy soils. Do not sow before mid-April (risk of bolting). Ripening period: 140 – 150 days.




Mö 23 RS-Mö-01.23 (Olina)

Mö 23 RS-Mö-01.23
(Olina)



Breeding ReinSaat. In variety testing. Seeds for trial cultivation. Olina is a long, smooth, well rounded Nantaise carrot with a hearty taste. It grows quite homogeneously even on somewhat stony ground, is burst-resistant and can be stored well. Development time approx. 120 days.



Mö 30
Maruschka




Special variety from ReinSaat breeding. Medium-length, wide, conical, cream-white carrot with only little green shoulder and stable foliage. Particularly suitable for cooking, which brings out its plump, warm, carrot-typical taste. Ripening period: approx. 120 days. Very good shelf life.



Mö 24 RS-Mö-02.22
(Mirella)




Breeding ReinSaat. In the variety test. Seeds for experimental cultivation. Robust, long, parallel, truncated Nantaise variety with a strongly colored root. Selected for a balanced, sweet taste. Strong, healthy foliage ensures good harvestability. Good shelf life. Ripening period is approx. 120 days.



Mö 12
Robila



Kultursaat breeding. Long, slender, cylindrical, well-blunted autumn and winter carrots with an excellent shelf life. Intense orange color. Pronounced sweet taste. Prefers loose, humus-rich or sandy soils. Resistant to alternaria. Ripening period: 160 days



Mö 17
Ochsenherz



Breeding ReinSaat. Very early, rapid-growing, juicy, sweetly aromatic carrots variety with orange, approx. 10 cm long, 6 – 8 cm thick, pointed roots. Can also be harvested early as a baby carrot. Very strong, healthy foliage. Ripening period: 80 – 95 days. Particularly suitable for fresh market sale.



Sweet Pepper

Capsicum annuum, Capsicum frutescens, Capsicum chinense, Capsicum baccatum

Pre-cultivation/Sowing: Greenhouse: January – end of February for planting from mid to end of April.
 Outdoors: March – beginning of April for planting in warm locations from mid-May.
Germination temperature: ideal 25–28°C, minimum 20°C
Distances: greenhouse 50–70 × 50 cm
 outdoors 40–50 × 50 cm
Required quantity of seeds: 4–8 g/acre
Sowing depth: 0.5–1 cm
Thousand seeds mass: 5–9 g
Propagator: AJG, ASC, BPP, DBO, FPE, GBL, GHO, HIS, JAN, LVS, PAN, RFE, ROS, RUL, SPE, WAP



Pa 1 RS-Pa-01.24 (Cubo Yellow) bred by ReinSaat, new breeding by Reinhild Frech-Emmelmann

Bell Pepper



Pa 20
Cubo Orange



Particularly beautiful bell pepper variety from ReinSaat breeding selected for health, yield and sweet-fruity taste. Broad-blocky, thick-walled fruits change color from dark green to deep orange as they ripen. Fruit weight approx. 250 g. Resistant to Tomato spotted wilt orthotospovirus (TSWV).




CV 105 **Sweet Chocolate**




Selection ReinSaat

In 15 years of development ReinSaat has selected Sweet Chocolate for elongate-blocky fruits with a balanced sweet and fruity taste. Fruits, that ripen from dark green to chocolate brown, with medium-thick, brickred flesh. Fruit weight approx. 160 g. Medium early ripening bell pepper variety for greenhouse and outdoor cultivation.



Pa 22
Pusztagold

High-yielding, medium-early ripening bell pepper variety with large, blocky-blunt, thick-walled, fleshy fruits that ripen from white-yellow to orange-red. With its mild, aromatic taste, Pusztagold is a popular snack paprika, especially when it is pale yellow. Suitable for outdoor and greenhouse cultivation. Fruit weight approx. 170 g.



Pa 1
RS-Pa-01.24 (Cubo Yellow)



Yellow counterpart to Cubo Orange from the ReinSaat breeding. In the variety test. Seeds for trial cultivation. Medium-early ripening, vigorously growing, bright yellow block sweet pepper with up to 300 gr of heavy, particularly thick-fleshed fruits, that ripen from medium green to yellow. Wonderfully aromatic and intense flavor. Suitable for fresh market sale and processing.



Pa 9
Barkan



Medium-early ripening, very high-yielding, massive bell peppers from ReinSaat breeding. Large, thick-fleshed, elongate-square fruits with a fresh, fruity aroma and balanced sweetness; ripen from dark green to red. Fruit weight approx. 300 g. Suitable for fresh consumption and fresh market sale.





Pa 19
Violetta



Violetta bell pepper variety from ReinSaAT breeding characterized by particularly strong, stable vegetation. Large, thick-walled, crunchy bell pepper ripen from deep purple to green and on to red. Fruit weight approx. 210 g. Typical fruity paprika aroma. Ideal for fresh consumption and for market sale.



Pa 53
Neusiedler Ideal

Traditional Austrian, robust bell pepper variety for outdoor cultivation. The medium-sized, thin-walled, blocky peppers ripen from yellowish-green to red. The green fruits are especially popular for fresh consumption. Fruit weight approx. 110 g. Medium early ripening variety for warm, sunny, wind-protected outdoor locations and greenhouse cultivation.



Pa 55 **RS-Pa-02.23**
(Gloriette)



ReinSaAT breeding. Under variety examination. Seeds for trial cultivation. Bell pepper variety that ripens from green to bright yellow. Thick-walled, crunchy fruits with a very good, fruity taste. Fruit weight approx. 250 g. Strong plant structure. Medium early ripening variety with high yield potential.



Pa 29
Goccia d'Oro


Medium to early ripening pepper variety for protected outdoor and greenhouse cultivation. Stable plants are richly branched and very productive. Elongated, blocky fruits are approx. 15 cm long, ripen from light green through yellow to red, have a fine skin and are wonderfully aromatic and sweet already when harvested in yellow-green ripeness. For fresh consumption, roasting, stuffing and grilling.



Pa 4
Yoyoma




ReinSaAT breeding. Under variety examination. Seeds for trial cultivation. Large, dark green, thick-fleshed bell pepper variety of excellent fruit quality and a fruity-sweet taste. Stable plant structure. Ripening from green to red color. Early yield by greenhouse cultivation. Fruit weight approx. 180 g.



Pa 5
Maor

Medium-early ripening, red block pepper with a stable, upright growth of approx. 80 - 90 cm height. Particularly thick-fleshed fruits with compact-blocky shape ripen from dark green to red, taste spicy-sweet and are suitable for fresh consumption, grilling and stuffing. Resistant to tobacco mosaic virus.




Pa 61
Afrodita

From green to orange-yellow ripening bell pepper with blocky, slightly stronger ribbed, thick-walled fruits up to 200 g. Medium fast development time. Homogeneous plant growth. Particularly suitable for protected cultivation (greenhouse/foil tunnel). High yield potential. Excellent taste.



Pa 11 **Quadrato d'Asti rosso** Selection ReinSaAT

Large bell pepper variety selected by ReinSaAT for over 20 years for fruit quality, taste and very good yield. The elongated-blocky fruits ripen from dark green to red and have a fine fruity, sweet-spicy taste. Fruit weight approx. 220 g. Medium early ripening variety for greenhouse; outdoors cultivation in warm locations.



Pa 12 **Quadrato d'Asti giallo** Selection ReinSaAT

Deep yellow, large, elongated-blocky bell pepper with an excellent taste and good yields. Medium early ripening variety with good fruit set. The approx. 220 g heavy, medium-thick-walled fruits reach their optimal harvesting time when the color changes from green to yellow. For outdoors in warm locations and greenhouse cultivation.





Pa 24 Albaregia

Selection ReinSaat



Early ripening variety for outdoor cultivation with good stable plants and light yellow fruits that ripen to orange-red. Heavy, thick-walled, tasty bell peppers are particularly suitable for fresh consumption when they are fully ripe. Fruit weight approx. 170 g. Albaregia variety produces good yields outdoors starting from mid-July.



Pointed Pepper



Pa 59 Hamlet



Pa 21

Ferenc Tender



Very early ripening variety for outdoor cultivation from ReinSaat breeding with large, pointed fruits that ripen from light yellow to orange-red. The firm-fleshed, approx. 120 g heavy, intensely sweet-aromatic peppers are suitable for fresh consumption as well for processing. Direct sowing possible (in very warm locations from April).



Pa 52

Monanta

Very early ripening variety with compact vegetation and good plants stability. Very large, elongated-pointed, approx. 16 cm long, 160 g heavy fruits, that ripen from light yellow to red. Thick-walled (5 – 7 mm), fleshy sweet peppers can be harvested at any stage of ripeness. Excellent, tasty variety for fresh market sale and processing.



Pa 84

RS-Pa-03.23 (Palila)



ReinSaat breeding, originally from Russia. In the variety test. Seeds for trial cultivation. Early-maturing, rich-bearing pointed pepper variety impresses with compact-triangular, thick-fleshed fruits, which ripen from creamy-white through purple striped to deep red. The fruits are tasty and sweet in every stage. Suitable for greenhouse and outdoor cultivation in warm climate zones.



Pa 54

Zlata

The numerous medium-sized fruits have a pointed blocky shape and a medium thick fruit skin. They ripen from green via yellow to red. With advancing ripeness, the spicy and mild aromatic taste becomes increasingly sweet. The plants reach a height of about 50 cm. Zlata, a proven outdoor variety, is robust and resistant to cold and moisture and grows best in sunny and wind-protected locations.



Pa 38

Julietta



Sturdy, extremely high-yielding variety for outdoor cultivation with a stable plant structure from ReinSaat breeding. Ripened to shiny red, approx. 17 cm long fruits with fresh-sweet, medium-thick flesh. Fruit weight approx. 80 g. Long-lasting picking maturity. Suitable for fresh market sale and for pickling. Proven resistance to tobacco mosaic virus.



CV 22

Antalya'dan



ReinSaat breeding. Particularly high-yielding, medium-late ripening and stable growing outdoor sweet pepper variety with a very good, sweet-aromatic taste. Slim, approx. 60 g heavy, pointed fruits ripen from light green to yellow and red. Suitable for fresh consumption and processing. For warm outdoor locations and greenhouse culture cultivation.



CV 23

Pilunca



ReinSaat breeding. Vigorously growing, medium-late ripening pointed pepper with a high plant structure. Forms long (approx. 18 cm), large, very tasty and firm-fleshed fruits that ripen from dark green to deep red. Fruit weight approx. 150 – 180 g. For outdoor (in warm locations) and greenhouse cultivation






Pa 16
Corno rosso

High-growing, rich-yielding variety for outdoors and greenhouse cultivation. Forms bright red, large, conical-pointed, thick-walled peppers with firm, very tasty, sweet flesh. Fruit weight approx. 200 – 220 g. Fruit length approx. 17 – 20 cm. Ripening from dark green to red. Medium-early ripening variety.




Pa 59
Hamlet

Breeding ReinSaat. Bright red, broad-shouldered conical pepper from the ReinSaat breeding. Early, very productive, extremely rich-bearing, stable outdoor variety with aromatic, approx. 70 – 90 g heavy fruits that ripen from yellow-green to red.




Pa 23
Korosko

ReinSaat breeding. Early ripening, extraordinarily high-yielding sweet pepper variety for outdoor cultivation. Thick-walled, approx. 15 cm long and approx. 60 g heavy fruits, that ripen from dark green to red, have fresh, sweet taste. Stable plant structure. Ideal for fresh market sale and processing. Also suitable for greenhouse cultivation.




Pa 17
Corno giallo

Pointed pepper variety forms bright yellow, conical, 17 – 20 cm long fruits that are ready for harvest when the color of the fruit changes from green to yellow. Fruit weight approx. 130 g. Sweet, crunchy pointed peppers for fresh consumption and processing.




CV 107
Cornetto

ReinSaat breeding. Early ripening, very high-yielding variety with good plant stability. Pointed fruits, that ripen from dark green to red, have a sweet-aromatic, medium-thick flesh. Very good taste. Fruit weight approx. 70 g. Fruit length approx. 16 cm. Variety for outdoor and greenhouse cultivation.




CV 24
Yesil Tatli

ReinSaat maintenance breeding. Very high-yielding pointed sweet pepper variety with good plant stability. Approx. 15 cm long, pointed, crunchy sweet peppers ripen from yellowish-green through orange to red. Fruits can be harvested at any stage of ripeness. Suitable for greenhouse and outdoor cultivation. Fruit weight approx. 65 g.



Pa 27
Karmen

Early ripening, medium-sized variety with very high yield potential. These up to 15 cm long, pointed fruits ripen from dark green to bright red after approx. 80 days. Crunchy, firm flesh with an aromatic, sweet taste. Fruit weight approx. 160 – 180 g. For outdoor and greenhouse.




Pa 68
Ajvarski

Pointed sweet pepper variety from ReinSaat breeding. Under variety examination. Seeds for trial cultivation. Pointed pepper with typically sweet and aromatic flesh. Fruit length approx. 15 – 17 cm. Fruit weight approx. 100 g. Very high-yielding, thick-fleshed variety for fresh consumption and for the preparation of ajvar.



Pa 57
Kurtovska Kapiya 1619

High-yielding, tasty variety for outdoor cultivation. Thick-walled, approx. 12 – 15 cm long fruits with a very tender but firm skin and red, fruity-sweet pulp. Excellent for making ajvar (paprika paste). Fruit weight approx. 60 – 70 g. Also suitable for greenhouse and pot cultivation.



Variety	Cultivation	Fruit shape	Color ripens from ▶ to	Fruit thickness	Plucking maturity	Length/ Diameter
Bell Pepper Variety description from page 58						
Pa 9	Barkan			dark green ▶ red	thick	med. early 15–20/8–9 cm
Pa 11	Quadrato d'Asti rosso			dark green ▶ red	medium	med. early 12/8,5 cm
Pa 12	Quadrato d'Asti giallo			green ▶ yellow	medium	med. early 12/8 cm
CV 105	Sweet Chocolate			dark green ▶ brown	medium	med. early 10–11/6–7 cm
Pa 20	Cubo Orange			dark green ▶ orange	thick	med. early 10/9 cm
Pa 4	Yoyoma			dark green ▶ red	thick	early 9/7 cm
Pa 19	Violetta			violet ▶ green ▶ red	thick	med. early 9/8 cm
Pa 55	RS-Pa-02.23 (Gloriette)			green ▶ yellow	thick	med. early 10/9 cm
Pa 53	Neusiedler Ideal			yellow-green ▶ red	thin	med. early 10/8 cm
Pa 24	Albaregia			l-yellow ▶ orange-red	thick	early 9/7 cm
Pa 22	Pusztagold			l-yellow ▶ orange-red	thick	med. early 8–9/7–8 cm
Pa 61	Afrodita			green ▶ yel.-orange	thick	med. early 10–11/7–8 cm
Pa 5	Maor			dark green ▶ red	thick	med. early 10/9 cm
Pa 1	RS-Pa-01.24 (Cubo Yellow)			m-green ▶ yellow	thick	med. early 8/10 cm
Pointed Pepper Variety description from page 60						
Pa 21	Ferenc Tender			l-yellow ▶ orange-red	medium	early 15/7 cm
Pa 52	Monanta			light-yellow ▶ red	thick	early 17/6,5 cm
Pa 54	Zlata			light-yellow ▶ red	medium	early 14/7 cm
CV 22	Antalya'dan			l-green ▶ yellow ▶ red	medium	med. late 17/4 cm
CV 24	Yesil Tatli			yel.-gr. ▶ orange ▶ red	medium	med. early 18/4 cm
Pa 17	Corno giallo			dark green ▶ yellow	medium	med. early 17–20/5,5 cm
Pa 16	Corno rosso			dark green ▶ red	thick	med. early 17–20/6 cm
Pa 23	Korosko			dark green ▶ red	medium	early 16/6 cm
CV 107	Cornetto			dark green ▶ red	medium	early 16/6 cm
Pa 38	Julietta			green ▶ red	medium	med. early 17/4,5 cm
Pa 57	Kurtovska Kapiya 1619			green ▶ red	thick	med. early 15/5 cm
Pa 68	Ajvarski			green ▶ red	thick	med. late 15/6 cm
Pa 27	Karmen			dark green ▶ red	thick	early 12–15/5–6 cm
CV 23	Pilunca			dark green ▶ red	thick	med. late 17–20/6–7 cm
Pa 59	Hamlet			yellow-green ▶ red	medium	med. early 10/5 cm
Pa 84	RS-Pa-03.23 (Palila)			creme-w. ▶ viol. ▶ red	thick	early 10/6 cm
Snack Sweet Pepper Variety description from page 63						
Pa 76	Arwen			green ▶ yellow ▶ red	thick	med. early 7/3 cm
Pa 94	Radja			green ▶ yellow	thick	early 7–8/4 cm
Pa 26	Hamik			green ▶ orange	medium	med. early 5–7/3 cm
Pa 50	Bonbon Pfefferoni			dark green ▶ yellow	thick	spät 2,5–3,5/2–3,5

Variety		Cultivation		Fruit shape	Color ripens from ▶ to	Fruit thickness	Plucking maturity	Length/ Diameter
Pa 77	Sweet Julie				green ▶ orange	thick	med. early	5–7/4 cm
Pa 6	Merino				dark green ▶ red	thin	med. early	4/3 cm
Pa 25	Paradiso				green ▶ red	thick	early	2/3,5 cm
Pa 58	Yola				green ▶ brown	thick	late	2/3,5 cm
Pa 82	UlaUla				green ▶ red	thin	late	5/4,5 cm
Pa 81	Piquillo				dark green ▶ red	thick	med. late	10/4 cm

Lamuyo Type Sweet Pepper

Variety description from page 65

Pa 13	Dulce Italiano				green ▶ red	medium	med. late	20–23/5–6 cm
Pa 15	Sweet Palena				green ▶ red	medium	med. late	25/6 cm
Pa 63	RS-Pa-14.18 (Roviga)				dark green ▶ red	medium	med. late	10–25/4 cm
Pa 29	Goccia d'Oro				l-green ▶ yellow ▶ red	medium	med.early	15/4–5 cm
Pa 56	Kasaya				light green ▶ yellow	medium	med.early	15–20/4 cm

Tomato-pepper

Variety description from page 65

Pa 64	Tamiro				dark green ▶ yellow	thick	early	6/9 cm
Pa 14	Paradeisfrüchtig Frührot				dark green ▶ red	thick	med. early	5/7,5 cm
Pa 18	Rondero				dark green ▶ red	thick	med. early	4,5/8 cm
Pa 60	Runa				green ▶ red	thick	med. early	5/8 cm

Hot Sweet Pepper

Variety description from page 66

CV 110	Somborckina				l-yellow ▶ orange-red	thick	early	7,5–8/5–5,5 cm
CV 111	Mustafa				l-yellow ▶ orange-red	thick	early	3,5/6,5 cm
CV 109	Türkischer Gewürzpaprika				dark green ▶ red	thin	med. early	7,5/3,5–4 cm
CV 46	Glockenpaprika				l-green ▶ yellow ▶ red	medium	med. early	4–5/5–6 cm

Snack Sweet Pepper



Pa 76
Arwen

Medium early ripening, very high-yielding, bright red, thick-fleshed mini peppers with an elongated (7–8 cm), conical-blocky shape. Fruit weight approx. 30–40 g. Ripening from green through yellow to deep red. Due to the fruity taste and low seed content, an ideal snack vegetable. Suitable for outdoor, greenhouse and pot cultivation.



BIO



Pa 94
Radja

Radja is a robust, low-growing snack pepper variety with a stable plant structure. Early ripening outdoor variety with bright yellow, 7–8 cm long, easy and ready for regular harvesting fruits. Good fruit hanging. Fruit weight approx. 30–40 g. Very good aromatic taste. Suitable for outdoor and greenhouse cultivation.



BIO



Pa 77
Sweet Julie

Medium early ripening, high-yielding, robust and stable snack peppers variety for outdoor cultivation with a long harvesting period. Small, blocky, thick-fleshed fruits ripen from green to bright orange. Very tasty and crunchy snack sweet pepper. Fruit weight approx. 18 g. Also suitable for pot cultivation.



Pa 6
Merino

High-yielding snack pepper variety with small blocky (4 x 3 cm), thin-fleshed, aromatic fruits that ripen from green to red. Fruit weight approx. 18 g. For fresh consumption and especially for filling and pickling. Variety for outdoor, greenhouse and pot cultivation.



Pa 50
Bonbon Pfefferoni



From ReinSaat breeding, very high-yielding, medium-high growing, stable mini peppers variety with small, bulbous, thick fruits. Ripe yellow fruits are ideal for pickling and filling, as the 2 – 3.5 cm large fruits retain their bright color during processing. Fruit weight approx. 15 g. Also suitable for pot cultivation.




Pa 26 Hamik delivers top yields of crunchy sweet snack peppers



Pa 26
Hamik


High-yielding snack pepper variety with small orange fruits. Crispy, sweet, medium-thick mini-peppers have only a few seeds and are extremely tasty. Fruit size: 5 – 7 cm. Fruit weight approx. 60 g. Suitable for outdoor, greenhouse and pot cultivation.



Pa 25
Paradiso



Very well branching, high-yielding mini pepper variety from ReinSaat breeding. Small (3 – 4 cm), flat-round, red fruits with their sweet-spicy, strong aroma are ideal for fresh consumption as well as for pickling and filling. Fruit weight approx. 15 g. Suitable for outdoor and pot cultivation.



Pa 58
Yola



Snack sweet pepper variety from ReinSaat breeding selected for compact vegetation and excellent fruit quality. Forms small, round, chocolate-brown approx. 16 g heavy fruits with thick, firm flesh and a strong spicy aroma. High-yielding variety. Ideal for pickling and filling. Suitable for pot cultivation.



Pa 81
Piquillo

Medium-early ripening mini snack peppers with vigorous growth and high yield. Small triangular, crunchy fruits are particularly thick-fleshed and acquire their typical spicy, aromatic taste already when they are green. Fruit weight approx. 30 – 35 g. Ideal for pickling. Variety for outdoor and greenhouse cultivation.



Pa 82
UlaUla



ReinSaat breeding. Bright red, thin-walled, approx. 5 cm wide snack paprika with excellent fruity sweetness. Fruit weight approx. 20 – 35 g. As a Capsicum chinense, Sweet UlaUla needs warm growing and cultivation conditions. For warm outdoor locations, greenhouse and pot cultivation.



Lamuyo Type Sweet Pepper



Pa 13 **Dulce Italiano**

Selection ReinSaat

Very high-yielding, elongated-narrow, wavy, pointed sweet pepper that ripens from green to bright red. The best time to harvest is when fruits become red – in this time fruits develop their extremely sweet and aromatic taste. Well suited for pickling. Fruit weight approx. 110 g. Variety for outdoor and greenhouse cultivation.



Pa 15

Sweet Palena



Vigorously growing, extraordinarily high-yielding Lamuyo type sweet pepper variety from ReinSaat breeding. The approx. 25 – 30 cm long and approx. 110 g heavy, shiny red, medium-thick fleshed fruits ripen from green to red and develop sweetness even when they are green. Extremely tasteful. Trellising of plants is possible in greenhouse.



Pa 56 Kasaya

Pa 56

Kasaya



High-yielding, medium-early ripening, elongated, pointed Lamuyo-type pepper with a stable plant structure. Fruits ripen from green to shiny deep yellow, are crunchy and relatively thick-walled. Fruit weight is approx. 150 g. Kasaya is exceptionally tasty with a fruity-sweet aroma, suitable for fresh consumption and direct market sale.



Pa 63 **RS-Pa-14.18** **(Roviga)**



ReinSaat maintenance breeding. Medium-late ripening, Lamuyo-type sweet pepper variety, with good plant stability and high growth. Forms approx. 30 cm long fruits, that ripen from dark green to red with a sweet, aromatic taste. Medium-thick flesh with very low seeds content. For fresh market sale and processing (Ajvar). Good greenhouse variety.



Tomato-pepper



Pa 60 Runa

Pa 60

Runa



Compact, very sturdy plants produce numerous thick-fruited, tomato-like, medium-sized fruits that ripen from green to dark red in colour. Fruit weight is approx. 100-120g. This tasty, sweet variety is suitable for greenhouse and outdoor cultivation.





Pa 18
Rondero



ReinSaat breeding. Very thick-fleshed, high-yielding, tomato-shaped sweet pepper. Shiny red, flat-round fruits with their very good, fruity taste are ideal for pickling and for fresh market sale. Fruit weight about 100 g. For outdoor and greenhouse cultivation.



Pa 14
Paradeisfrüchtig Frührot

Well-known, traditional, Austrian variety. Red, very thick, medium-sized, tomato-shaped fruits with a sweet, aromatic taste. Ripening from dark green to bright red. Fruit weight approx. 120 g. Classic for pickling filled with cabbage. For outdoor and greenhouse cultivation.



Pa 64
Tamiro



Fantastic, early-ripening, cloverleaf-shaped tomato-peppers from ReinSaat maintenance breeding. Forms very nice, round-ribbed fruits, that ripen from green to deep yellow with firm, sweet-aromatic flesh. Fruit weight of approx. 150 – 160 g. High-yielding outdoor variety with good plant stability. Also suitable for pot cultivation.



Hot Sweet Pepper


The degrees of hotness are assigned according to a scale of 10:
0 = mild — 10 = extremely hot



CV 46 **Glockenpaprika**
Selection ReinSaat




ReinSaat breeding. Very decorative, rich-yielding variety. Approx. 15 g heavy, red fruits hang like bells from the stable, richly branched plants. Fruits degree of hotness: 0 – 1. Special variety. Suitable for pickling. Can be overwintered as a potted plant at 15°C.



CV 111
Mustafa




ReinSaat maintenance breeding. Rich-yielding, burst-resistant variety for outdoor cultivation. Forms thick-fleshed, flat-round approx. 110 – 120 g heavy fruits with a very good aroma. Towards the seed capsule, the fruit develops a slight degree of sharpness (degree of hotness: 2). For fresh consumption and in the yellow stage of ripeness for pickling with filling.



CV 109 **Türkischer Gewürzpaprika**



ReinSaat breeding. Medium-early ripening, extremely high-yielding sharp sweet pepper variety with thin-skinned, elongated blocky fruits, that ripen from green to bright red. Aromatic, fruity taste. Degree of hotness: 5. Fruit length approx. 7 – 8 cm. Fruit weight approx. 27 g. Suitable for fresh consumption, and in particular used for drying (paprika powder, hot).



CV 110 **Somborckina**

CV 110
Somborckina



ReinSaat breeding. Thick-fleshed, broad-conical sweet peppers variety for outdoor cultivation. Healthy growth and secure yields. Fruits that ripen early from light yellow to orange-red and weigh approx. 70 g. Very aromatic, crunchy flesh develops a fine sharpness towards the seed capsule. Suitable for fresh consumption, for filling and pickling. Degree of hotness: 2



Chili Peppers

Capsicum annuum
Capsicum baccatum
Capsicum frutescens
Capsicum chinense

Sowing: from mid to end of February, planting in the greenhouse from mid to end of April; in warm locations outdoors from mid-May

Germination temperature: 25 – 28°C

Distances: greenhouse 50 × 70 cm, outdoors 40 × 50 cm

Required quantity of seeds: 2–6 g/acre

Sowing depth: approx. 1 cm

Thousand seeds mass: 4,5–9 g

Propagator: AJG, BPP, GBL, GHO, HOR, MOM, PAN, RFE, ROS, RUL, TOE



Ba 46 Aurora

Chili mild



Pa 70
Mauritz



Reinsaat breeding. Under variety examination. Seeds for trial cultivation. High-yielding chilli variety with medium-thick, crunchy fruits that ripen from green via spectacularly beautiful, dark purple to red. Aromatic chili peppers for raw consumption, cooking and pickling. For greenhouse and outdoor cultivation. Degree of hotness: o.



BIO



Pa 33
Lombardo Selection ReinSaat

Early ripening, high-yielding, spiral-shaped chili peppers variety of the Lombardo type. Mild-spicy fruits, that ripen from dark green to bright red are suitable for raw consumption, for preparation of noble sweet paprika powder and for pickling in both dark green and fully ripe red condition. Degree of hotness: o.



Pa 65
Poupila

Extremely decorative, compact mini chili peppers variety. Countless, small, approx. 5 – 6 cm long, mild fruits grow pointed upwards and ripen from light yellow via orange to bright red. Plant height 25 – 30 cm. High ornamental value. Excellent for pot cultivation. Degree of hotness: o.



Pa 73
Shishito

Fantastic, high growing mild chili peppers variety of Japanese origin. The thin-skinned fruits are ideal for grilling and are traditionally harvested when they are green. Fruit weight approx. 20 g. Very high-yielding, sturdy outdoor variety with a long harvest period. Also suitable for pot cultivation. Degree of hotness: o.



The Japanese Lion's head chili **Pa 73 Shishito** is considered a mild fried pepper.

But be careful! Traditionally, one in ten is fiery hot!



Pa 34
Milder Spiral

Classical Austrian mild chilli peppers variety ideal for pickling. Very long, pointed, spiral-shaped fruits ripen from yellow-green via orange to red and can also be harvested and pickled in the early, yellow-green stage of ripeness. Very high-yielding variety for outdoor cultivation. Degree of hotness: 0.



CV 69
Crocanti rossi



Very rich, mild chili peppers from ReinSaar breeding. Forms countless, crunchy, approx. 12 cm long fruits that ripen from dark green to red. Suitable for pickling mixed with hot chilli peppers. Dried for preparation aromatic, sweet paprika powder. Degree of hotness: 0.



Pa 48
Yeluna



Attractive, richly bearing chili pepper variety from ReinSaar breeding. Medium-high, stable plants with semi-upright growing fruits. Pointed, thin-walled, mild chili peppers, that ripen from green to orange. Suitable for raw consumption and for pickling. Degree of hotness: 0 – 1.



Chili hot

The degrees of hotness are assigned according to a scale of 10: 0 = mild — 10 = extremely hot




Pa 35
Taeyang mild



Rich-yielding variety for outdoor cultivation from ReinSaar breeding. Compact, medium-high plants with very even, long fruits that ripen from dark green to red. Fruits develop their typical aroma through drying. Ideal for mild red chilli powder / flakes. Also suitable for fresh consumption. Degree of hotness: 0 – 1.



Pa 37 Taeyang hot individual plant selection



Pa 37
Taeyang hot



ReinSaar breeding. Compact, medium-high, rich-yielding plants with a very even fruit set. Fruit length approx. 12 cm. Ripening from green to red. Fruits hotness increases its sharpness and fruity aroma during drying. Ideal seasoning powder for kimchi. Not suitable for pickling. Degree of hotness: 4 – 6.



Pa 36
Taeyang medium



ReinSaar breeding. Compact, medium-high, rich-yielding variety with a very even fruits set. Forms approx. 12 cm long fruits, that ripen from green to red. Ideally suited for drying and as a powder for making kimchi. Makes a bright red, spicy, slightly sour chili powder. Not suitable for pickling. Degree of hotness: 2 – 4.





Pa 47
Langlang



Very productive variety for outdoor cultivation from ReinSaat breeding. Compact, medium-high plants with an even, stable fruit structure. The approx. 10 cm long, bright red, hot fruits can be eaten fresh or dried and used for kimchi preparation. Degree of hotness: 4 – 6.



Pa 30
De Cayenne *Selection ReinSaat*

Very high-yielding, early ripening chili peppers variety, from whose fiery fruits the famous cayenne pepper is made. Stable plant structure. Dark red, approx. 10 cm long fruits with a fine, slightly smoky taste. The hot chili peppers are used in many ways, both fresh and dried. Degree of hotness: 6 – 7.



Pa 83 **RS-Pa-06.23**
(Cariño Caliente)



Farm variety of our long-time propagator Gerhard Hof. In the variety test. Seeds for trial cultivation. Early maturing, attractive, robust chili variety with 10 - 14 cm long, slightly curved fruits that ripen from green to red and taste aromatic, fiery hot. Best suited for pickling and drying. Equally suitable for greenhouse and outdoor cultivation. Degree of hotness 6.



Pa 80
Guindilla Pequeña Amarilla

Excellent early ripening, very sharp chili peppers with spiral-shaped fruits, that ripen from yellow-green to dark red. Medium-high, strong, stable plant growth. High-yielding variety. For raw consumption (already in the green ripening stage) and processing. For greenhouse and outdoor cultivation. Degree of hotness: 6.



CV 146
Aciburun



Medium-late ripening, very high-yielding chilli pepper variety developed by ReinSaat. Particularly thick-fleshed, 12 – 15 cm long fruits, that ripen to red, show a strong, aromatic spiciness even when they are green. For outdoor, greenhouse and pot cultivation. Degree of hotness: 6 – 7.



Pa 39
Poot pepper



Very high-yielding, medium-hot chilli peppers from ReinSaat breeding. Compact, medium-high plants with an even fruit set. The numerous approx. 16 cm long fruits, which ripen from green to intense red, are suitable for raw consumption and ideal for grilling. Degree of hotness: 2 – 4.



CV 21
Turuncu Spiral



Breeding ReinSaat. Exceptionally beautiful, spiral-shaped, bright orange, sharp chili peppers variety with stable, medium-high growth and lots of hanging, 8 – 12 cm long fruits. Forms very attractive, thin-fleshy, ripening from green to orange fruits. Ideal for raw consumption and for pickling. Degree of hotness: 4 – 6.



Pa 100
Sarit gat




Chilli peppers variety selected from ReinSaat for stability, color, high-yield and early ripeness. Pointed, approx. 8 – 10 cm long, crisp, firm fruits ripen from light green to bright yellow. Very decorative, intensely colored peppers are ideal for pickling. Suitable for greenhouse and outdoor cultivation in warm locations. Degree of hotness: 6.



CV 20
Elefant



Extraordinary, very hot, high-yielding chili pepper with a varietal leathery with light »cork cracks« skin. Long (approx. 18 cm), conical, thick-fleshed fruits, that ripen from green to red. Balanced fruity-sharp taste. For fresh consumption, cooking, pickling and grilling. Degree of hotness: 5 – 6.





Pa 69
Diavoletto



Breeding ReinSaat. Decorative, elongated, fleshy chilli with attractive purple flowers, stems, calyxes and leaf veins. The fruits ripen from purple to golden brown to orange-red. Good for eating fresh, in salsas or for pickling. For greenhouse and protected outdoor locations. Heat level 6 - 7



CV 18
Lanterna de foc



Trough ReinSaat maintenance breeding further developed sharp, bright orange chili variety for outdoor cultivation. Extremely high-yielding, slightly branched, medium-high plants with narrow spicy-aromatic fruits. Stable plant structure. Ideally suited for raw consumption and pickling. Degree of hotness: 5 - 7.



CV 134
Kusburnu



ReinSaat breeding. Bird-type chilli peppers with upright growing fruit clusters, which develop numerous fruits, ripening from green to red. Not yet ripe chilli can be harvested in clusters to ripen while drying. Suitable for sale individually and in fruit clusters. Very good for making chilli powder. Degree of hotness: 5 - 6.



Pa 8
Positano



Bird-Type-Chili from ReinSaat breeding. Forms upright growing fruit clusters. Ripening from green to red. Unripe fruit clusters ripen after harvest. Ideal for fresh market sale as it can be harvested in clusters. For raw consumption and for chilli powder preparation. Degree of hotness: 4 - 6.



Pa 49
Ballito



ReinSaat breeding. High-yielding, bushy growing variety with small, round, extremely aromatic fruits. The thick-fleshed chili peppers ripen from dark green to red. Fruit weight approx. 16 g. Can be used fresh or dried, especially suitable for filling and pickling. Suitable for outdoor, greenhouse and pot cultivation. Degree of hotness: 1 - 4.




Pa 32 **Red cherry small**
Kirschpfefferoni

Sharp bird-type chilli with round, growing in clusters fruits, which ripen from dark green to red. Very good for raw consumption, pickling, filling and drying. High-yielding variety. Greenhouse and pot cultivation; outdoor cultivation is also possible in climate-favored locations. Degree of hotness: 6 - 7.



CV 143
Chili-Mix

Colorful chilli mixture ranging from deep-yellow through orange to brown and bright red. High-yielding, predominantly mild, occasionally also hot chilli varieties. Sturdy plants, heights of 40 - 60 cm. Various fruit shapes from round to pointed. Pickled as a mixture, balances the sharpness out wonderfully. Degree of hotness: 1 - 6.



CV 130
Gelbe Kirschen



ReinSaat breeding. High-yielding, sharp chilli variety. Broad, medium-sized, bushy plants with an extraordinary number of small, glowing yellow, spherical fruits. The whole plant can be cut with unripe fruits before the first frost and hung up to ripen further. Degree of hotness: 7 - 8.



CV 119
Orange Kirschen



ReinSaat breeding. Extraordinarily high-yielding, sharp chilli variety. The bushy growing plants develop many small, orange, spherical fruits. For raw consumption, drying and pick. Whole plant can be harvested and hung up in autumn to ripen. Degree of hotness: 6 - 8.





Pa 43
Bolivian Rainbow



ReinSaat breeding. Large, compact, overhanging plant with many small, erectly growing fruits. Wonderful play of colors of very decorative chillis that ripen from purple to beige, yellow and orange to red. Fruit size approx. 1 – 1.5 cm. Very good for pot cultivation. Degree of hotness: 5 – 7.



Pa 74
Biquinho



ReinSaat breeding. Very decorative chili with small, drop-shaped fruits that ripen from green to dark red. Medium-late, high-yielding variety with a bushy, very stable growth. Mild, fruity taste. Particularly attractive chilli for pickling with mild or spicy marinade. Degree of hotness: 0 – 1.



Pa 67
Capela weiß / Polina




ReinSaat breeding. Very decorative, high-yielding chili variety with fruits growing erect in bunches. Bush height approx. 25 cm. Ripening from creamy white via purple to red. Equally suitable for raw consumption, drying and pickling. Extremely nice chilli variety for pot cultivation. Degree of hotness: 5 – 6.



CV 116
Capela gelb




High-yielding chilli variety from ReinSaat breeding. Develops numerous small, bright yellow, wedge-shaped, sharp fruits. Aromatic chillies are ideal for pickling (color retains). For outdoor and pot cultivation. Degree of hotness: 6 – 8.



CV 17
Capela orange




Chilli variety from ReinSaat breeding selected for early ripeness, stable growth and high yield. Bushy growing, large plants with innumerable, bright orange, wedge-shaped, small fruits. The aromatic, sharp chillies are ideal for pickling and drying. Degree of hotness: 6 – 8.



CV 66
Capela rot



ReinSaat breeding. Bushy, approx. 35 – 40 cm high, high-yielding variety with small, red, wedge-shaped, sharp chillies. Very suitable for pickling and drying. Entire plant (including unripe fruits) can be hung up for further ripening in autumn. Extremely high-yielding variety. Degree of hotness: 7 – 9.



Pa 41
Thai Chili




ReinSaat maintenance breeding. Hot chili variety with pointed, upright growing fruits. Low, bushy plants with numerous 3 – 4 cm long, thin-fleshed fruits, that ripen from green to red. Ideal variety for drying. Thai chilli is a must for spicy Asian cuisine. Also suitable for pot cultivation. Degree of hotness: 8.



Pa 66
Wildpfefferoni




ReinSaat maintenance breeding. Very early, high-yielding, uncomplicated wild chilli variety with bushy growing, approx. 40 cm high plants. Very small, elongated fruits that ripen from green to red. Raw or dried is a fantastic spiced chilli. Suitable for pot cultivation. Degree of hotness: 6 – 7.



Pa 46
Aurora



ReinSaat breeding. Very decorative, colorful Capela variety with purple, upright growing, small chillies. Nice play of colors from violet via orange to red. Ideal for pickling and drying. Very decorative, colorful pot chilli variety. Degree of hotness: 5 – 6. Large illustration on page 67.



Variety		Cultivation			Fruit shape	Color ripens from ▶ to	Degree of hotness	Plucking maturity	Length/ Diameter/cm
Chili hot									
Pa 35	Taeyang mild					dark green ▶ red	0–1	med. early	13–14/2–2,5
Pa 36	Taeyang medium					dark green ▶ red	2–4	med. early	12–13/2–2,5
Pa 37	Taeyang hot					dark green ▶ red	4–6	med. early	12–13/2–2,5
Pa 47	Langlang					green ▶ red	4–6	med. late	10/1–1,5
Pa 30	De Cayenne					dark green ▶ red	6–7	med. early	8–10/2
CV 146	Aciburun					green ▶ red	6–7	med. late	12–15/2
Pa 39	Poot Pepper					green ▶ red	2–4	med. late	16/2,5
Pa 80	Guindilla Pequeña Amarilla					green ▶ yellow ▶ red	6	early	6–7/1–2
Pa 100	Sarit gat					green ▶ yellow	6	med. early	8–10/2
CV 20	Elefant					green-red striped	5–6	med. late	18–25/3
CV 21	Turuncu Spiral					green ▶ orange	4–6	med. early	8–12/1,5
CV 18	Lanterna de foc					green ▶ orange	5–7	med. late	6/1
CV 134	Kusburnu					dark green ▶ red	5–6	med. early	4,5/1,5
Pa 8	Positano					dark green ▶ red	4–6	med. early	6–8/2
Pa 49	Ballito					dark green ▶ red	1–4	med. early	3,5/4
Pa 32	Red cherry small					dark green ▶ red	6–7	med. early	2/2,5
CV 143	Chili-Mix					yellow ▶ orange ▶ red	1–6	med. late	4–7/3–4
Pa 67	Capela white / Polina					white ▶ violet ▶ red	5–6	med. early	2,5–3/2
CV 116	Capela yellow					dark green ▶ yellow	6–8	med. early	2,5–3/1,5–2
CV 17	Capela orange					darkgreen ▶ orange	6–8	med. early	2,5–3/1,5–2
CV 66	Capela rot					green ▶ red	7–9	med. early	3–3,5/2
Pa 46	Aurora					violet ▶ red	5–6	late	1–1,5/1
CV 119	Orange Kirschen					green ▶ orange	6–8	med. late	1,5–2/1,5–2
CV 130	Gelbe Kirschen					green ▶ yellow	7–8	med. late	2/2
Pa 74	Biquinho					green ▶ red	0–1	med. late	3/2
Pa 43	Bolivian Rainbow					violet, beige ▶ red	5–7	med. late	1–1,5/0,5
Pa 41	Thai Chili					green ▶ red	8	late	3–4/0,5–1
Pa 66	Wildpfefferoni					dark green ▶ red	2–4	late	1,5–2/0,5
Pa 69	Diavoletto					violet ▶ orange-red	6–7	med. late	13–15/2
Pa 83	RS-Pa-o6.23 (Cariño Caliente)					green ▶ red	6	early	10–14/2
Chili mild									
Pa 48	Yeluna					green ▶ orange	0–1	med. early	7–10/2
Pa 33	Lombardo					dark green ▶ red	0	med. early	18–20/2
Pa 34	Mild Spiral					yellow-green ▶ red	0	med. early	22–25/2
CV 69	Crocanti rossi					dark green ▶ red	0	med. early	9/2,5
Pa 73	Shishito					dark green ▶ red	0	med. late	9–10/3

Variety		Cultivation		Fruit shape	Color ripens from ▶ to	Degree of hotness	Plucking maturity	Length/ Diameter/cm
Pa 65	Poupila				yellow ▶ red	0	med. early	5–6/1
Pa 70	Mauritz				green ▶ purple ▶ red	0	med. late	7–8/2
Habaneros								
CV 112	Habanero Golden				light green ▶ yellow	9–10	med. early	6–7/3,5–4
CV 142	Habanero Orange				light green ▶ orange	9–10	med. early	6–7/3,5–4
CV 148	Habanero Tropical Red				green ▶ orange ▶ red	9–10	med. early	6/3,5
CV 145	Habanero red				green ▶ orange ▶ red	9–10	late	7–8/3–3,5
Pa 44	NuMex Suave Red				dark green ▶ red	0–1	med. early	5–6/3–3,5
Jalapeños								
Pa 71	Santiago				green ▶ red	0–2	med. early	7–9/3
Pa 31	Jalapeño Ruben				dark green ▶ red	3–5	med. late	7/2–2,5
Pa 72	Luciel				green ▶ yellow	4–5	med. late	6,5/2,5–3
Pa 78	Leon				green ▶ orange	4–5	med. late	8/2,5–3

Jalapeños

The degrees of hotness are assigned according to a scale of 10: 0 = mild — 10 = extremely hot



Pa 31
Jalapeño Ruben



ReinSaat breeding. High-yielding, thick-fleshed jalapeño variety with approx. 7 cm long fruits, that ripen from dark green to red. When fully ripe, elongated corky lesions are considered a quality feature. Suitable for raw consumption (green and red fruits) and for pickling. Fruity and pleasant sharpness. Degree of hotness: 3–5.



Pa 78
Leon



ReinSaat breeding. Bright orange jalapeño with approx. 8 cm long, thick-fleshed fruits, that ripen from green to orange. Very high-yielding variety with compact, stable growth. For raw consumption and processing. Suitable for outdoor and greenhouse cultivation. Degree of hotness: 4–5.



Pa 72
Luciel



Reinsaat breeding. Under variety examination. Seeds for trial cultivation. Bright yellow jalapeño selected for medium sharpness. Enormously high-yielding, very stable plants with thick, fruity-sharp jalapeño. For raw consumption and processing. For outdoor, greenhouse and pot cultivation. Degree of hotness: 4–5.



Pa 71
Santiago



Reinsaat breeding. Stable, very productive plants with sharp, thick-fleshed jalapeños, that ripen from green to deep red. Fruits can be harvested very early when they are still green and not yet fully ripe. For raw consumption and processing. Degree of hotness: 0–2.



Habaneros

The degrees of hotness are assigned according to a scale of 10: 0 = mild — 10 = extremely hot



CV 142
Habanero Orange

ReinSaat maintenance breeding. Very sharp Habanero variety, that ripens from green to a bright orange. Lantern-shaped, 6 – 7 cm long fruits with a typical Caribbean fruity aroma and intense hotness. Vegetation period approx. 100 days. High yields by greenhouse cultivation. Degree of hotness: 9 – 10.




CV 148
Habanero Tropical Red

Worldwide one of the hottest chilli varieties from ReinSaat maintenance breeding. The thin-walled, round to elongated, wrinkly fruits ripen relatively early from light green via orange to intense red. Tropical-fruity aroma and intense sharpness. High yields by greenhouse cultivation. Degree of hotness: 9 – 10.



Pa 44
NuMex Suave Red

ReinSaat maintenance breeding. Medium early, high-yielding, mild Habanero variety. Fruits ripen from dark green to glowing red. Combines the typical tropical habanero aroma with a very fine sharpness. Maturing period: 75 days. Cultivation outdoors in warm locations and in greenhouse is recommended. Degree of hotness: 0 – 1.



CV 145
Habanero red

ReinSaat maintenance breeding. Very nice, intense-red, fruity-aromatic Habanero. Thin-walled, elongated, pointed fruits ripen from light green via orange to glowing red. High, bush-shaped, extremely high-yielding variety. Degree of hotness: 9 – 10.



CV 112
Habanero Golden

ReinSaat maintenance breeding. Thin-skinned, medium-early ripening habanero variety with a tropical, fruity aroma and intense sharpness. Forms numerous fruits that ripen from light green to shining goldish-yellow, about 6,5 cm long. High-yielding variety for outdoor and greenhouse cultivation. Degree of hotness: 9 – 10.



The label for organic breeding

What is organic breeding?

Organic breeders develop open-pollinated varieties for the needs of organic farming using methods and techniques that are compatible with the principles of organic farming. Breeding takes place with respect for the dignity of the plant - there is no intervention below the cellular level (genetic engineering). The work steps are carried out on organic farms from the first to the last step. Organic right from the start!

ReinSaat has been breeding and working for 25 years according to these principles


What is bioverita?

- a platform with the most important organic breeders in Europe
- a platform for open-pollinated vegetable and cereal varieties from organic breeding
- a platform for growers, processors and traders who are interested in organic breeding

bioverita certifies new, organically bred varieties according to strict guidelines and initiates trade co-operations to make the varieties better known.

The bioverita label identifies the certified varieties from seeds to fresh vegetables and processed products. You will find the label in the variety descriptions in our catalogue and also on the seed packaging.





bioverita_official

New genetic engineering? Not with us!

164 certified vegetable varieties

REIN SAAT

Organic from the start. From breeding to the end product

bioverita
Saatgut aus biologischer Züchtung

The quality label for organic breeding



biovonanfangen



www.bioverita.de

Leeks

Allium porrum

Pre-cultivation: summer leek – from mid-January for planting in March; autumn leek – from February to March for planting from May till June; winter leek – from April till beginning of May for planting from beginning of July to mid-August

Germination temperature: 16–18°C

Distances: 30–50 × 15–20 cm

Required quantity of seeds: planting: 10–15 g/acre, direct sowing: 50 g/acre

Sowing depth: 1–2 cm

Thousand seeds mass: 2–4 g

Propagator: BSA, FPE, JPE, RFE, VBZ, WAP



Summer leek



Po 12

Hilari

Fast-growing summer leek of the Schweizer Riesen type. For harvesting in summer and early autumn. Grows in very beautiful, 25–30 cm long, narrow, closed stems without onion-like thickening at the root, therefore simple, easy to clean. Medium green foliage. Bolt-resistant variety. Also suitable for greenhouse or foil tunnel cultivation. Development time: 120 days.



Po 15

Starozagorski kamuš

Rapidly growing, very long leek variety from Bulgarian giant type. Grows in very beautiful, slender, up to 60 cm long, white stems with light green foliage. Very good, mild leek taste. For summer and autumn cultivation. Sow from January to May for harvest from July to November. Development time 150–170 days. Tolerates only light frosts to –7°C.



Variety	Sowing period	Harvesting period	Shaft length/cm	Winter hardy	Foliage	Culti- vation	Development/ days
Leeks							
Po 12	Hilari	Dec – Feb	Jun – Jul	25 – 30	medium	green	120
Po 15	Starozagorski kamuš	Jan – May	Jul – Nov	50 – 60	medium	light green	150 – 170
Po 13	Blaugrüner Herbst	Mar	Sep – Nov	20 – 30	good	blue green	130
Po 11	Herbstriesen 2	Jan – Mar	Jun – Jul	25 – 30	good	dark green	130
Po 10	Blaugrüner Winter	Apr	Dec – Jun	20 – 25	very good	blue green	180
Po 14	Atlanta	Mar – May	Oct – Feb	16 – 22	very good	blue green	140 – 180

Autumn leek



Po 13
Blaugrüner Herbst

Very high-yielding autumn leek variety with approx. 30 cm long, white stems and blue-green, upright foliage. Nice, easy-to-clean stalks without onion-like thickening at the root. Planting from mid-March to the end of May for the harvesting in autumn from September to January. Resistant to cold up to max. -10°C. Development time: 130 days.



Po 11
Herbstriesen 2

Very high-yielding, dark green, thick-stemmed autumn/winter leek variety of first-class quality. Grows in 25 – 30 cm long, thick, straight stalks without onion formation at the base. Little cleaning effort. Resistant to frost up to max. -12°C. Also suitable for foil tunnel cultivation. Development time: 130 days.



Winter leek



Po 10
Blaugrüner Winter

Blue-green winter variety is characterized by blue-green, upright foliage and beautiful white, thick, 20 – 25 cm long stems with very little onion formation. Excellent taste. Suitable for overwintering outside up to -15°C. Development time: 180 days.



Po 14
Atlanta

Upright growing leek of the Blaugrüner Winter type with little onion formation on the base. Suitable for machine harvesting. High frost tolerance, especially suitable for winter harvest or overwintering in the field. Brings high yields of excellent quality. For harvest from December to April. Development time: 140 – 180 days.



Po 12 Hilari

Parsnips

Pastinaca sativa

Sowing: February to June
Distances: 30–50 × 5–10 cm
Germination temperature: 25–30°C
Required quantity of seeds: 30–50 g/acre
Sowing depth: approx. 2 cm
Thousand seeds mass: 3,5–7,5 g
Propagator: RFE, SAT, WAP



Pa 90
Halblange Weiße

High yielding, half-long, creamy-white parsnips. Uniformed, wedge-shaped, thick roots with tall, strong and healthy foliage. Winter hardy, easy to harvest variety suitable for autumn and winter use. Aromatic, sweet, easily storable root vegetables. Development period 180 – 200 days.



Pa 92
Schleswiger Schnee



Saat:gut e.V breeding. Vigorously growing, white parsnip variety with beautiful, long, slightly conical root and strong, healthy foliage. Smooth, white skin and firm flesh with an aromatic, spicy, slightly nutty taste. High-yielding variety with good shelf life. Ripening period 170 days.



Pa 93
Aspra



ReinSaat breeding. Parsnip variety optimized for shape, yield and plant health with little tendency to bolt. Slender, medium-long, wedge-shaped, white roots with healthy, strong foliage. Spicy, sweet taste. Ripening period 160 – 180 days. Suitable for all types of soils, including heavy ones.



Parsley Root

Petroselinum crispum ssp. tuberosum

Sowing: March to end of April
Distances: 30–50 × 2 cm
Required quantity of seeds: ca. 30–50 g/a
Sowing depth: shallow seed placement; until about 1 cm
Thousand seeds mass: 1,3–1,5 g
Propagator: DBO, RFE

By the way: root parsley can be stored unwashed in damp sand, at temperatures below 2 degrees Celsius for up to 6 months.

P.S.: You can find our parsley varieties in the Chapter »Herbs« on page 135.



Pe 21
Kinsky



Further development of the variety Halblange with strong, cone-shaped roots and vigorous dark green foliage that can be used like leaf parsley. Very well suited for winter storage.



Black Radish

Raphanus sativus var. *niger*

Sowing: outdoors – beginning of March (under the foil) till mid-August; in cold greenhouse – from the end of January till the end of February and from the end August till early September.

Distances: 20–30 × 15–20 cm

Required quantity of seeds: 30–60 g/acre

Sowing depth: approx. 1 cm

Tausendkornmasse: 8–12 g

Propagator: BSA, RFE, WTH



Re 30
Wiener Runder Kohlschwarzer

Round, aromatic winter radish with firm, white, fine flesh and black skin. Sow outdoors from July to August for harvesting from September to November. Excellent shelf life in cool and humid conditions (wrapping). Development time 110–115 days



Re 31
Ostergruß rosa 2



Maintenance breeding ReinSaat. Early ripening, dark pink, approx. 15 cm long bund radish with a pointed cylinder shape. Easy to bundle, stable foliage. Greenhouse cultivation: sow from mid-January for harvest in mid-April. Outside cultivation: sow from March. Summer/autumn radish: sowing June–July with harvest July–September. Development period 75–80 days.



Re 34
Daikon

Japanese white summer radish with a long, pointed root and mildly aromatic flavor. This variety is particularly suitable for sowing dates in summer months.



Radish

Raphanus sativus var. *sativus*

Sowing: outdoors – from February (under foil) till mid-August; in cold greenhouse – from end of January till end of February, from beginning till the end of September

Distances: outdoors: 10–15 × 4–8 cm

Required quantity of seeds: 200–250 g/acre

Sowing depth: approx. 1 cm

Thousand seeds mass: 8–12 g

Propagator: BSA, DBO, RFE, VBZ



Ra 13
Rudi

Robust, burst-resistant, relatively early ripening radish with very even development. The bright red radish is spherical with fine roots and stable, short foliage. Mild aromatic taste with a pleasant sharpness. Easy to bundle. Suitable for outdoor and cold greenhouse cultivation. Also available as a seed tape.



Radish for the winter harvest



Cultivation tips for all radish varieties marked with


Winter hardiness: down to -12°C leaf temperature
Cultivation: greenhouse, cold frame, raised bed, mini tunnel

Tip: keep a row distance of 10 cm

Care instructions: to avoid condensation, water sparingly and ventilate well during the winter months.

Cultivation scale

Direct sowing	Harvest
Mid-September to mid-October	Beginning of November to December
Early to mid-January	March



Ra 14
Sora

Bright red, firm-fleshed radish with medium-long leaves that are easy to bundle. Nice, round, burst-resistant roots, that stay firm and tender for a long time. Excellent, spicy taste. Loves humus soil and even moisture, no fresh organic fertilization. For outdoor cultivation from spring to autumn and for cold greenhouse.






Ra 10
Eiszapfen

Proven fast-growing, robust and uncomplicated variety. Crispy, white, 10 – 12 cm long, cylindrical radishes with short foliage. Spicy taste with a pleasantly mild sharpness. Timely harvesting enables year-round cultivation outdoors and in greenhouse




Ra 18
Cherry Belle

Cherry-red, slightly rounded, fast-growing radishes with short, stable foliage. Mild, aromatic taste. Outdoor cultivation from spring to early summer as well as in autumn. Very resistant to furiness. Proven hobby gardener variety.



Ra 16
French Breakfast 3

Medium-long, very attractive, mild-spicy radish with a cylindrical, red root and white tip. The later the harvest, the higher the white content and the more intense the sharpness. Healthy, medium-high foliage. Proven, fast-growing variety with a relatively short harvesting period.



Beetroot

Beta vulgaris ssp. vulgaris var. conditiva Alef.

Sowing: for seedlings cultivation – outdoors from mid-April, for fresh market sale also till mid-July. Seedling can be planted.

Distances: 30–50 × 5–10 cm

Required quantity of seeds: approx. 200 g/acre

Sowing depth: approx. 2–3 cm

Thousand seeds mass: 14–20 g


Propagator: ASC, BSA, MUS, RFE, SAT, WTH



Rü 9
Gesche



Breeding Saat:gut e. V. High-yielding, very homogeneous variety. Round, smooth-skinned beets with deep red colored flesh and well-defined roots. Medium-thick leaves with a fine base. Sweet, aromatic taste. For fresh market sale and for storage. Very good shelf life. Also available as precision seeds.




Rü 14
Tonda di Chioggia



Rü 14
Tonda di Chioggia


Very special beetroot with evenly round, light red fruits and very decorative red and white rings in cross section. Light green, relatively short foliage. Very fine, mild, sweetish taste, ideal for beetroot carpaccio. Ripening period: 120 – 150 days (at least 70 days for »Baby Beets«)





Rü 12
Forono

Long, cylindrical, red-colored beetroot for the summer and autumn cultivation. Rapidly growing, early to mid-early ripening variety. Very easy to cut in beautiful slices. Firm, juicy flesh with mild-sweet taste. Good storage life at cool temperature.




Rü 10
Rote Kugel 2

Early ripening, vigorously growing, high-yielding variety with strong foliage and an excellent sweet-sour taste. The smooth-skinned beetroots have a beautiful round shape and juicy, dark red colored flesh. Bolt-resistant variety. For fresh market sale, storage and industrial cultivation. Also available as precision seeds. Ripening time: 120 – 150 days



Rü 15
Karmazyn

Late-ripening, round, deep red beet with a balanced, aromatic flavor and a slight sweetness. Firm-fleshed variety with excellent suitability for storage.



Rü 17 RS-Rü-01.22
(Schneewittchen)



In variety examination. Seeds for trial cultivation. Breeding-Dr. Ute Kirchgässer. Early, vigorously growing, high-yielding variety with strong, relatively erect foliage and white, solid-colored beetroots. This variety has a strong aromatic taste, is suitable for fresh market sale and for storage. Maturity period: 120 days.



Rü 18
Wintersonne

Rü 18
Wintersonne



This vigorously growing on heavy or light soils, robust variety has healthy, upright foliage and produces orange beetroots with yellow flesh and light white rings. Winter Sun shows rapid development at warm temperatures.





Today's **ReinSaat** GmbH was founded in 1998 by Reinhild Frech-Emmelmann as Emmelmann GnbR in **St. Leonhard** am Hornerwald in the Waldviertel region of Lower Austria. Today the biodynamic farm covers around **30 hectares of land**, including around **1 hectare of greenhouses**. ReinSaat range, with its more than 700 open pollinated vegetable, herb and flower varieties from organic and biodynamic cultivation, is a **revolutionary measure** against the dramatic loss of biodiversity.



Lettuce

Lactuca sativa

Pre-cultivation: outdoors – from February for planting from March, end of July for planting mid-August; greenhouse – from December for planting from the end of January, mid-August for planting in September.

Germination temperature: 15–20°C

Distances: greenhouse approx. 25 × 25 cm, outdoors approx. 30 × 30 cm

30 × 40 cm row spacing · 25–35 cm space in rows

Required quantity of seeds: approx. 2 g/acre, 12–16 plants/m²

Sowing depth: 0,5 cm

Thousand seeds mass: approx. 1 g

Propagator: BSA, FPE, GHO, MOM, PAN, RFE, TOE



Sa 117
Murielle



ReinSaat breeding. Very large, shiny green lettuce. Forms stable heads with a well-closed underside. Tender leaves with a typical fine aroma. Especially resistant to browning at the edges and blight. Suitable for outdoor and greenhouse cultivation. Also available in pelleted seeds.





Butterhead lettuce

Lactuca sativa var. capitata



Sa 8
Larissa

Glasshouse lettuce for heated and cold early cultivation under glass and foil. Vital variety that grows rapidly and forms well-enclosed, heavy heads. Does not tend to brown at the edges and Einbrennen.



Sa 7
Lucinde



Compact, very bolt-resistant outdoor variety with rapid development from Kultursaat breeding. Suitable for year-round cultivation. Makes beautiful, medium-weight heads with a well-closed underside and fresh-green, mild-aromatic leaves. Also available in pelleted seeds.



■ Planting ■ Harvesting

PLS = Pelleted Seeds

Variety	Jan	Feb	Mar	Apr	May	Jun	Jul	Aug	Sep	Oct	Nov	Dec	PLS
Butterhead lettuce													
Sa 7 Lucinde				■	■	■	■	■	■	■			✓
Sa 8 Larissa		■	■	■	■	■	■	■	■	■			—
Sa 12 Maikönig			■	■	■	■	■						—
Sa 13 Attraktion		■	■	■	■	■	■						—
Sa 16 Merveille des quatre saisons			■	■	■	■	■	■	■	■			✓
Sa 17 Ovation			■	■	■	■	■	■	■	■			✓
Sa 75 Adinal			■	■	■	■	■	■	■	■			—
Sa 95 Skipper			■	■	■	■	■	■	■	■			✓
Sa 117 Murielle			■	■	■	■	■	■	■	■			✓
Sa 128 Summertime					■	■	■	■	■	■			✓



Sa 12
Maikönig

Well-known, traditional lettuce variety for early cultivation outdoors under fleece and foil. Forms medium-sized, firm greenish-yellow heads with touch of red on the leaf margins. Soft, tightly layered salad leaves have an excellent aromatic taste. Proven, very bolt-resistant variety for hobby gardener.



Sa 13
Attraktion

Attraction is a reliable, late-shooting early summer lettuce variety, that can be grown outdoors from March to April, in cool locations even in summer. Forms firm, flat-round heads with delicate, yellow-green leaves of very delicate, good taste. Proven hobby gardener variety.




Sa 17
Ovation

Robust, harvest-reliable lettuce with high uniformity. Forms medium-sized, nicely closed heads with a smooth underside. Leaves have a mild, aromatic taste. Tolerant to lettuce mosaic virus. Resistant to some forms of mildew. For early summer, summer and autumn cultivation. Also available in pelleted seeds.




Sa 75
Adinal

Medium-early ripening lettuce suitable for year-round cultivation. Forms round, medium-sized heads with beautiful, green-yellow leaves of very good taste. High bolt-resistant. Vegetation period: 65 – 75 days. Resistant to mildew: BL 1 – 25. Can be stored for a short time after harvest.




Sa 16
Merveille des quatre saisons

Attractive red-green color lettuce variety with a beautiful green lettuce heart. Great head formation and good bolt-resistance. Soft, delicate leaves are particularly aromatic and tasty. Suitable for cultivation from spring to autumn. Popular hobby gardener variety. Also available in pelleted seeds.



Sa 95
Skipper

The fast-growing, healthy head lettuce Skipper forms large, light green, well closed heads and even undersides. The leaves are tender with a pleasant aroma. Proven resistance to downy mildew. Shoot-resistant variety with best suitability for cultivation in summer and autumn.



Sa 128
Summertime

This robust, dark green butterhead lettuce variety forms densely layered, medium-sized heads with a pleasant mild-aromatic taste. Particularly harvest-safe and shoot-resistant, even in the summer months. This variety is resistant to leaves necrosis and mildew. Can be grown in a glasshouse from February to April.



Loose leaf lettuce
Lactuca sativa var. crispata



Sa 29
Lattughino riccio Lollo


Batavia leaf variety with reddish, slightly curled, firm leaves. Can be grown and harvested like a lettuce. Salad variety for year-round cultivation with good shelf life of the cut leaves. Suitable for overwintering outdoors in a foil tunnel or in a greenhouse.





Sa 31
Lollo rossa

Red, medium-fine curled, densely filled leaf Batavia salad variety with medium-sized, red-washed, beautifully spherical plants. Delicate, crisp, variety with a good shelf life is popular for colorful salads. Lollo rossa can also be grown as a baby leaf. Also available in pelleted seeds.



Sa 32
Lollo Bionda

Lollo Bionda is the light green sister variety of Lollo rossa with its medium-fine curled, crisp leaves. Can be harvested as a cut lettuce and as a whole rosette. Suitable for entire outdoor season cultivation (sowing from January, subsequent sowing until autumn) and for cold greenhouse cultivation. Very long harvest period. Also available in pelleted seeds.



Sa 28
Till



Exceptionally delicious, crunchy salad from ReinSaat breeding. Firmly layered, originally lobed leaves form a head-like green rosette with a light-yellow heart. Rapid growing variety for early protected cultivation (greenhouse/under foil). Suitable for baby leaf harvest and for first outdoor sowing. Also available in pelleted seeds.



Sa 33
Catalogna

Very special, tender, crunchy cut lettuce with light green, long, overlapping, dandelion-like leaves. Suitable for year-round cultivation outdoors, in cold greenhouse and for baby leaf harvesting. Early, particularly fast-growing and bolt-resistant variety.



Sa 98
Cocarde



Magnificent, crunchy, tasty, upright growing leaf lettuce from ReinSaat breeding. Long, notched red leaves form a dense rosette with a green center. Vigorously growing, early ripening, bolt-resistant variety. For spring, summer and autumn cultivation. In greenhouse from February, outdoors from mid-March. Also available in pelleted seeds.



Sa 36
Salad Bowl

High-yielding, yellow-green oak leaf salad. Forms strongly filled, very large plants with delicate, slightly soft leaves. Great, sweetish taste. Outdoor and cold greenhouse (foil) cultivation from spring to autumn. Suitable for the Cut and Come Again harvest.

Planting
 Harvesting


PLS = Pelleted Seeds

Variety	Jan	Feb	Mar	Apr	May	Jun	Jul	Aug	Sep	Oct	Nov	Dec	PLS
Loose leaf lettuce													
Sa 28	Till			█	█	█	█	█	█	█			✓
Sa 29	Lattughino riccio lollo		█	█	█	█	█	█	█	█			—
Sa 31	Lollo rossa		█	█	█	█	█	█	█	█			✓
Sa 32	Lollo bionda		█	█	█	█	█	█	█	█			✓
Sa 33	Catalogna		█	█	█	█	█	█	█	█			—
Sa 35	Venezianer		█	█	█	█	█	█	█	█			✓
Sa 36	Salad Bowl		█	█	█	█	█	█	█	█			—
Sa 37	Red Salad Bowl		█	█	█	█	█	█	█	█			✓



Sa 37
Red Salad Bowl

Beautiful dark-red oak leaf lettuce, that forms well-filled, very large plants. Late shooting variety that can be grown outdoors and in cold tunnels from spring to autumn. Popular type of lettuce with a very good taste. Pre-cultivation in heated greenhouse is possible from January. Also available in pelleted seeds.



Sa 120
Vittaly



Voluminous, beautiful, light green oak leaf lettuce from ReinSaat breeding. Forms very large, heavy and firmly-filled heads with wavy, oak-leaf-shaped leaves. Good aromatic taste. Bolt-resistant variety. Also available in pelleted seeds.



Sa 96
Rubinette



Resistant, harvest-proof oak leaf lettuce variety from Kultursaat breeding. Open, well-filled heads with red, crispy leaves. Excellent taste and good shelf life. Late-shooting variety. For year-round outdoor cultivation and cold greenhouse in spring cultivation. Also available in pelleted seeds.



Sa 68
Piro



Kultursaat breeding. Fast growing, green oak leaf lettuce with compact, densely filled heads. Healthy, crunchy leaves of a mild, slightly sweet taste. For year-round outdoor cultivation, suitable for early sowing in greenhouse/foil. Good mildew resistance.



Sa 39
Bijella



Kultursaat breeding. Medium-sized, very compact oak leaf lettuce. Reddish heads with a light green lettuce heart. Since the leaf base grows relatively high, this salad is less prone to rot at the bottom. Crunchy leaves with an aromatic, slightly sweet taste. For outdoor cultivation from spring to autumn. Also available in pelleted seeds.



Sa 35
Venezianer



Attractive, rapid-growing lettuce from Rein-Saat breeding. Forms crisp, broad, pointed, light green, wavy-edged leaves. For early spring and autumn cultivation with a long harvest period. Good mildew tolerance. For fresh market sale as a whole plant with the stem. Also available in pelleted seeds.

Planting
 Harvesting

PLS = Pelleted Seeds

Variety	Jan	Feb	Mar	Apr	May	Jun	Jul	Aug	Sep	Oct	Nov	Dec	PLS
Sa 39 Bijella			█	█	█	█	█	█	█				✓
Sa 68 Piro			█	█	█	█	█	█	█				—
Sa 96 Rubinette			█	█	█	█	█	█	█				✓
Sa 98 Cocarde			█	█	█	█	█	█	█	█			✓
Sa 100 Merio			█	█	█	█	█	█	█				✓
Sa 101 Lalita				█	█	█	█	█	█				✓
Sa 120 Vittaly			█	█	█	█	█	█	█				✓
Sa 122 Salatmischung Misticanza			█	█	█	█	█	█	█	█			—
Sa 125 Salatmischung Mesclun			█	█	█	█	█	█	█	█			—



Sa 101
Lalita



ReinSaat breeding. Sturdy, bolt-resistant batavian leaf variety. Forms spreading, upright, loosely filled rosette. Yellow-green, slightly blistered, soft leaves with a wavy dark-red edge and an aromatic, slightly sweet taste. Harvest as baby leaf or lettuce. Large leaves are suitable for making wraps.



Sa 100
Merio



ReinSaat breeding. Strong, long, bolt-resistant Batavian leaf variety without head formation. Forms very large, juicy, green, loosely-filled rosette. Crisp, blistered, slightly wavy leaves with a fresh, aromatic taste. Large leaves are ideal for wraps preparation.



Sa 122
Salatmischung Misticanza

Traditional Italian mix of different varieties and species: red and green leaf salads, romaine and oak leaf lettuce, cut chicory, rocket and the typical specialty of the original Misticanza Hirschhornwegerich (Herba Stella). Direct sowing from February with subsequent sowing until the beginning of September.



Sa 125
Salatmischung Mesclun

Colorful salad mix with selected, sweet and aromatic varieties such as the romaine lettuce Little Gem, Valmaine, classics Cocarde, Rubinette and Lattughino. Repeated picking at an early stage ensures the continuous harvest of tender, fresh leaves. Sowing from February with subsequent sowing until the beginning of September.



Garden lettuces for the winter harvest

Cultivation tips for all lettuce varieties marked with

Winter hardiness: down to -12°C leaf temperature
Cultivation: greenhouse, cold frame, raised bed, mini tunnel
Tip: plant romaine lettuce two weeks earlier because of its slower growth
Care instructions: to avoid condensation, water little during the winter months and ventilate well

Cultivation scale

Direct sowing	Harvest
Mid to end September	December
Early to mid October	February




Romaine lettuce / Cos lettuce

Lactuca sativa var. longifolia



Sa 85
Forellenschluss

Proven Austrian romaine lettuce variety with large, dense, elongated heads, that gain a touch of sweetness towards the center. Very delicate leaves with striking red speckles and a crisp rib. Bolt-resistant variety with a long harvest period. For early cultivation outdoors pre-cultivation in greenhouse is recommended. Also available in pelleted seeds.



Sa 87
Little Gem

Fantastic, early, fast-growing romaine lettuce with medium-sized, approximately 500 g, elongated, densely filled heads. Crisp, green leaves have a high proportion of yellow and an excellent sweet taste. Little Gem is a robust variety. New: also available in pelleted seeds.





Sa 25
RS-Sa-01.24

In variety testing. Seeds for trial cultivation. Classic, erect growing romaine lettuce variety with dark green, crisp, elongated leaves. Tolerant to mildew and viral diseases. Suitable for year-round cultivation. Plant spacing at least 30 x 30 cm. Can also be harvested as a baby leaf. Popular hobby gardener variety. Also available in pelleted seeds.

Icons: tractor, leaf, TP, demeter



Sa 88
Romana larga verde

Romana larga verde forms slightly loose, oval heads with elongated, green leaves and crispy ribs. Popular, tasty variety. Aromatic, delicate leaves can also be harvested as baby leaves. Sow from very early spring to early April. Also available in pelleted seeds.

Icons: tractor, leaf, TP, demeter



Sa 55
Toya



ReinSaat breeding. Compact, upright growing, green romaine lettuce, forms beautiful, loose heads with red-washed leaf edges. The elongated, delicate leaves with a crispy mid-rib, have very fine aroma and virtually free of bitterness. Can be harvested at an early stage as a baby leaf.

Icons: tractor, leaf, house, demeter



Sa 58
Rosha



ReinSaat breeding. Bright wine-red, upright growing romaine lettuce with a tender, green heart. Forms large, elongated, very colorful, delicate leaves with a crisp, red-green mid-rib. Rosha can be harvested young as a baby leaf. This sweet romaine lettuce variety is ideal for colorful salad mixtures. Also available in pelleted seeds.

Icons: tractor, leaf, TP, demeter

Iceberg lettuce

Lactuca sativa var. capitata



Sa 20
Grazer Krauthauptel 2

Well-known Austrian salad. Forms exceptionally beautiful, large, firm heads with crisp, light green, slightly red-edged leaves. Excellent taste. Good mildew-resistant and high bolt-resistant variety. Cultivation from spring to autumn. Long harvest period. Also available in pelleted seeds.

Icons: tractor, leaf, TP, demeter

■ Planting ■ Harvesting


PLS = Pelleted Seeds

Variety	Jan	Feb	Mar	Apr	May	Jun	Jul	Aug	Sep	Oct	Nov	Dec	PLS
Romaine lettuce/Cos lettuce													
Sa 85	Forellenschluss		■	■	■	■							✓
Sa 87	Little Gem		■	■	■	■	■	■	■	■			✓
Sa 88	Romana larga verde			■	■	■	■	■	■				✓
Sa 55	Toya		■	■	■	■	■	■	■	■			—
Sa 58	Rosha		■	■	■	■	■	■	■	■			✓
Sa 25	RS-Sa-01.24		■	■	■	■	■	■	■	■			✓



Sa 24
Maravilla de Verano

Robust, high-yielding Batavia variety with erect, reddish outer leaves and a light green head. Particularly tasty, bolt-resistant variety with a very long harvest period. Suitable for the entire season (even in high summer) outdoor cultivation. In early spring greenhouse cultivation. Also available in pelleted seeds.



Sa 108
Mythos

Myth is a fresh green, very firm and crunchy iceberg salad from Kultursaat breeding. Forms medium-sized, well-closed and very compact heads with jagged surrounding leaves. Mild, slightly sweet taste. Resistant to mildew and rotting. Also available in pelleted seeds.



Sa 26
Regina dei ghiacci

Regina die Ghiacci (Ice Queen) is a particularly beautiful Italian iceberg lettuce variety with medium-sized, densely filled heads. Jagged, light green, crisp leaves with an exceptionally good, sweet taste. Very attractive and popular hobby gardener variety.



Sa 76
Tarzan

Very large and heavy bolt-resistant iceberg lettuce, suitable for outdoor cultivation. Compact, tightly closed and tightly filled, light green heads sit on slightly wavy, juicy green surrounding leaves. Cultivation from late March to mid-June. Harvest period is approx. 80 - 90 days after sowing. Also available in pelleted seeds.



Sa 22
Great Lakes 118

Vigorously growing, evenly ripening iceberg salad with large, shiny green heads and firm, crisp leaves. Heads with a well-closed underside. Absolutely bolt-resistant variety with an excellent taste. If stored in a cool place, stays crisp and fresh for several days. Cultivation from spring to autumn. Ideal summer variety for hobby gardener. Also available in pelleted seeds.



Sa 109
Saladin

Proven variety for year-round cultivation, especial for summer with harvest period until October. Very uniform, compact selection. Forms heavy, particularly crisp, firm heads with a well-closed under leaves. Long harvest period due to good bolt-resistance. Also available in pelleted seeds.

Planting
 Harvesting

PLS = Pelleted Seeds

Variety	Jan	Feb	Mar	Apr	May	Jun	Jul	Aug	Sep	Oct	Nov	Dec	PLS
Iceberg lettuce													
Sa 20	Grazer Krauthauptel 2			█	█	█	█	█	█	█			✓
Sa 22	Great Lakes 118		█	█	█	█	█	█	█	█			✓
Sa 24	Maravilla de Verano		█	█	█	█	█	█	█	█			✓
Sa 26	Regina dei ghiacci		█	█	█	█	█	█	█	█			—
Sa 76	Tarzan			█	█	█	█	█	█	█			✓
Sa 108	Mythos		█	█	█	█	█	█	█	█			✓
Sa 109	Saladin		█	█	█	█	█	█	█	█			✓

Endive Salad

Cichorium endivia

Pre-cultivation: from June to the end of July for harvest from September till the end of November (spring cultivation is variety dependable).

Distances: 30 × 30–40 cm

Required quantity of seeds: planting: 3 g/acre, direct sowing: 12–25 g/acre

Sowing depth: light germinator, only slightly cover with soil

Thousand seeds mass: ca. 1,3–2,5 g

Propagator: RFE, VBZ, WTH

Targeted blanching



Self-blanching endive varieties are characterized by their own yellow in color and virtually free from bitterness inner leaves.

For a targeted blanching, plant heads must be covered with an opaque hood one week before harvest.





Sa 38
Bubikopf 2

Reliable, robust and frost-resistant endive salad variety. For autumn cultivation outdoors and early cultivation in a cold greenhouse/under fleece. (Cultivation temperature at least 18°C). Fully rounded with a well filled heart.



Sa 40
Escariol grüner

Particularly robust, reliable endive variety resistant to frost and moisture. Forms relatively large heads with fresh green, fleshy, rounded leaves and a well-filled, delicate, mild-tasting yellow heart. For autumn cultivation outdoors and in cold greenhouse/foil.





Sa 73
Nuance

Fast-growing, sturdy endive variety, resistant to browning at the edges and magnesium deficiency. Forms large heads with smooth, mildly tart leaves and a broad, well-enclosed underside. Very tightly filled, delicate heart with a high proportion of yellow. For spring and autumn outdoor and greenhouse cultivation. Only available in pelleted seeds.




Sa 42
Géante maraîchère

Semi-erect to erect high growing endive for autumn cultivation. Forms very large and very densely filled heads with a high proportion of leaves. Soft, slightly curled, tasty leaves. Bolt-resistant variety. Harvesting is recommended before the first frost.



Sa 71
Diva

Early, rapid, upright growing endive variety with large, densely filled heads, thus has a very good self-blanching effect. Robust and resistant to leaf spots, yellowing and rot. Sowing: mid-June to mid-July. Sowing before June can cause bolting. Cover with foil or fleece against the first frost.




Sa 41
Wallonne

Large, vigorously growing, finely curled endive with deep green leaves and a well-filled, self-blanching heart. Extremely robust outdoor variety, resistant to first frosts and wetness. For autumn cultivation outdoors and overwintering of young plants in a greenhouse/foil.



Sa 118
Très Fine maraîchère

Finely curled, self-blanching, upright growing endive variety with medium-sized, densely filled heads. For spring and autumn (from June) outdoor cultivation. Can be cultivated very early in spring in greenhouse/fleece. Relative frost-resistant variety with little tendency to shoot.



Chicory Salad/Radicchio

Cichorium intybus

Sowing: mid-June to mid-July for planting from mid-July to mid-August.

Distances: 25 × 10 cm to 30–40 × 30 cm

Required quantity of seeds: 3–5 g/acre for pre-cultivation, 15–25 g/acre for sowing direct

Germination temperature: 20–25°C

Sowing depths: 1 cm

Thousand seeds mass: 1,2–2 g

Propagator: ARC, DBO, RFE, SAT



Sa 44
Grumolo verde

Dark green rosette chicory for harvest in early spring. Sow from June broadly or in rows (30 cm apart) outdoors. Plants overwinter on the fields, clean the bed well at the beginning of winter. Cover with fleece from February for early harvest. Do not let rosettes get too large, otherwise the bitterness of leaves increases.



BIO



Sa 70
Zuckerhut Selection ReinSaat

Very bolt-resistant variety from ReinSaat selection forms densely filled, highly rounded, slightly pointed heads with a high proportion of yellow. Delicate, fantastically sweet leaves with a slightly bitter note. No direct sowing before mid-June, otherwise risk of bolting. Good shelf life until January/February. Cultivation period approx. 90 days.



demeter

Sa 127 **Catalogna Puntarelle di Galatina/Medusa**

Italian delicacy! This new Puntarelle selection Medusa was bred by the chicory experts Smarties in Chioggia, Veneto. In our chicory test cultivation, the variety performed excellently, forming beautiful compact cones with fleshy shoot tips and proving to be »pre- cocissima«, i.e. very early. Planting August to September, harvesting from 70 days.



TP

demeter



Sa 46
Rossa di Verona a palla

Small, red rosette chicory with a white stem and medium-firm heads. Beautiful wine-red leaves with an extremely aromatic taste with a slightly bitter note. After the pruning at the beginning of winter (to approx. 3 cm, leave the heart leaves standing), heads grow back again in early spring. Do not let rosettes grow too big.



BIO



Sa 53
Hollandse Middelvroeg

The Hollandse Middelvroeg salad variety impresses with its heavy, firm heads with typical aromas. It's suitable for mid-late and late greenhouse cultivation and can be harvested continuously from December to March. Top layer required for forcing.



demeter



Sa 79
Palla Rossa 506 TT

Bright red radicchio variety with white mid-ribs. Compact, round heads weigh approx. 350 g, are ready for harvest after 85 days (before heavy frost). Sowing: May to mid-July with planting after 3–4 weeks. Too early sowing causes risk of shooting. Suitable for raw consumption. Also available in pelleted seeds.



TP

BIO



Sa 80
Palla Rossa 706 TT

Very late ripening, intense red Chioggia-type radicchio. Extremely winter hardy and cold-resistant variety. Round, homogeneous and compact heads can be harvested until late autumn. Harvest approx. 120 days after planting. Good and long storage life by cool temperature. Also available in pelleted seeds.



Sa 78
Palla Rossa Vinci TT

Bright red radicchio with white ribs. The compact, round heads weigh approx. 350 g and are ready for harvest after 85 days (before the heavy frost). Sowing: May to mid-July with planting after 3 – 4 weeks. Too early sowing course risk of shooting. Suitable for raw consumption. Also available in pelleted seeds.



Sa 45
Palla Rossa 3

Forms medium-sized, closed, well-filled heads, with reddish-green outer leaves, the inner leaves are wine-red and white ribbed. Good, somewhat herbal-bitter taste. For late autumn and winter harvest approx. 110 days after planting. Not winter hardy, can tolerate light frost.




Sa 83
Castelfranco Fenice TT

On account of its beautiful shape, this radicchio variety is also known as »edible rose« forms great rosette-like heads with creamy-white, extensive red-mottled leaves. Sweet, very fresh, delicious taste with a slightly bitter note. For harvest approx. 90 days after planting. Also available in pelleted seeds.




Sa 93
Variegata di Lusia

Late ripening, Italian radicchio variety with medium-sized, spherical, relatively firm heads and beige-white, wine-red speckled leaves. Has been selected for cold tolerance by cultivation in the north of the Alps. From mid-July for sowing outdoors; sowing from September for autumn-winter greenhouse cultivation. Harvest is after approx. 120 days.




Sa 81
Treviso 206 TT

Healthy, deep wine-red Treviso with white, crisp ribs. Forms very uniform, long oval, compact heads 18 to 22 cm high. Very aromatic salad variety with a typically piquant-bitter note. Harvest approx. 90 days after planting. Good shelf life until mid-February in cold storage. Proven variety for hobby gardeners. Also available in pelleted seeds.



Sa 82
Treviso Pintone TT

This dark red chicory only differs from its sister variety Treviso 206 TT in a longer ripening period. Sow from late May to mid-July (15 – 18°C optimal). Planting from mid-June to early August (approx. 40 x 30 cm). Harvest maturity approx. 100 – 110 days after planting. Suitable for medium-term cold storage. Also available in pelleted seeds.



Sa 47
Rossa di Treviso precoce

Excellent leaf chicory for autumn and early winter harvests. Forms elongated, well-closed, conical heads with juicy, delicate, dark red, white-veined leaves. Planting from the beginning of June to the end of July for harvest after approx. 90 days. Suitable for overwintering only in very warm locations and in greenhouse.



Sa 77
Catalogna Aurelia TT

Rapid growing, compact-bushy chicory salad. Dandelion-like, up to 60 cm long, slightly bitter leaves can be harvested individually or as a rosette. To be used raw or cooked. Sow from March to early July. Planting from April to the end of July. Harvest: mid-July to the end of November after approx. 80 days. Also available in pelleted seeds.



Lamb's Salad

Valerianella locusta

Sowing: outdoors – from August till mid-September; in greenhouse – from the end of September till the end of October.

Pre-cultivation: greenhouse – from September till January for planting from October till mid-March.

Distances: 10–30 × 1 cm, row spacing 10–15 cm

Required quantity of seeds: 3–25 g/acre

Sowing depth: 1 cm

Thousand seeds mass: 1–2 g

Propagator: BSA, RFE, SAT



Sa 49
Verte à coeur plein 2

Popular lamb's salad variety great for overwintering in the snow-free field. Forms medium-sized, short oval, very tasty, dark green leaves with long stems. Stable, healthy and resistant plant. Tested for *Peronospora valerianella* (downy mildew).



BIO



Sa 52
Vit

Particularly rapid and compact growing, dark green lamb's lettuce with short-stemmed, round, clearly veined leaves. Great nutty-like taste. Ideal for autumn and winter greenhouse/foil cultivation. High-yielding variety, which shows good resistant to downy mildew. TSM: 1.83 g.



BIO

Rocket

Propagator: ARC, NJE, ROS



Sa 133
Rucola Esmee

Eruca sativa

Breeder DeBolster. Very productive rocket Esmee delivers fine, strongly dense, dark green, very aromatic leaves with a spicy-nutty taste without a bitter note. This frost-tolerant variety is ideally suited for winter harvest by staggered sowings in greenhouse from October.



BIO



Sa 132
Wasabi-Rauke

Diplotaxis erucoides

Originally native to the Mediterranean region, the white-flowered wasabi rocket variety is also native to southern Germany. It's clear, pungent wasabi or horseradish aroma makes it a popular kitchen herb. Harvest is possible all year round, in winter months under light cover.



demeter



Sa 54
Salatrauke/Rucola coltivata

Eruca sativa

Very undemanding, extremely fast-growing salad and seasoning leaves with a cultivation time shorter as that of radishes. Can be grown outdoors and in greenhouse. With its mildly piquant aroma, is a good complement to the strongly aromatic wild rocket. Seeds requirement: approx. 75 g/acre. Thousand seeds mass: 2 g.



demeter



Sa 56
Wilde Rauke/Rucola selvatica

Diplotaxis tenuifolia

Slow growing wild form of rocket with fine, narrow-feathered leaves and rosette-shaped growth. The perennial plant can be cut repeatedly. Strong aromatic taste. Row spacing: 15–20 cm or broad sowing. Seed requirement: approx. 20 g/acre. Thousand seeds mass: 0,25–0,35 g. Good frost resistant variety.



BIO

Other Salads

Propagator: DBO, RFE



Sa 123 Buckshorn plantain in winter. City Farm Wien



Sa 89 Sommerportulak, gelber

Portulaca oleracea

Summer purslane grows upright to a height of approx. 30 – 40 cm and, compared to wild purslane, forms very large, thick-fleshed leaves with a slightly sour, nutty-like taste. Repeated sowing from mid-May to August. Light germinator. Shoot tips can be harvested continuously. Thousand seeds mass: 0,35 g



Special winter fresh lettuces



Cultivation tips for all lettuce varieties marked with

Winter hardiness: up to -20°C leaf temperature

Cultivation: : greenhouse, cold frame, raised bed, mini tunnel, outdoor (in drier regions)

Tip: pre-cultivation shortens the cultivation time on the bed by 3 – 4 weeks

Care instructions: to avoid condensation, water little during the winter months and ventilate well

Cultivation scale

Direct sowing **Harvest**

Mid to end of August December (cut-an-come-again)



Sa 90 Miner's Lettuce

Montia perfoliata L.

Salad for autumn, winter and spring cultivation. Pre-cultivation from late August to mid-October for planting in mid-September to mid-November. Direct sowing: from September to late October. From December foil tunnel or cold greenhouse cultivation is recommended. Multiple cuts possible. Requires frost protection. Germination temperature: 4 – 10°C. Distances: 20 x 10 – 10 x 20 cm. TSM: 0,6 – 0,7 g.



Sa 91 Winter Cress

Barbarea vulgaris

Frost-resistant, approx. 30 – 80 cm high winter cress salad. Tolerates sun and half shade and increases its sharpness in dry locations. A good alternative to watercress, as it has a similar taste, but can also be grown in an unheated greenhouse. Sow in August with harvest until the next year before the flowers develop.



Sa 123 Buckshorn plantain

Herba stella

Forms dense, 20 – 30 cm high leaf rosettes with antler-like, deeply slit, narrow leaves. Initially slow, later very fast growing, frost hardy plants with high yields. Spicy, slightly sour-salty taste. Ideal for salads and baby leaf mixtures. Multiple cuts are possible. Germination temperature: approx. 15°C. TSM: 0,3 g



Snow Food – Winter fresh vegetables: Harvesting in the snow

By DI Wolfgang Palme, City Farm Augarten



1 Simple technical aid such as raised bed covers protects winter vegetables from snow and rain. 2 loose leaf lettuce 3 Chicory lettuce 4 Winter classic: cabbage 5 Lamb's salad ... Four of many robust outdoor candidates in winter

They say the garden rests in winter. So, in October at the latest, we clear the garden beds, remove all organic residues, and painstakingly prune once again. Then it's time for a winter break ... What a pity! Because we miss out on a whole usable season.

Winter gardeners go through their paces. Those who also plant their garden beds with vegetables in the so-called "dead" season can not only look forward to a fresh winter harvest, but also do something good for their own soil. Because only soil that is overgrown and rooted all year round is and remains healthy.

Winter varieties

An incredible variety of leaf, stem, root and tuber vegetables are fully winter-hardy. Many of them were not expected to be so hardy. Even tender lettuces and culinary herbs are more frost-resistant than expected. And it's not so much the cold that threatens them ... They can be divided into two groups:

- horticultural fine vegetables such as lettuce, salad and culinary herbs, radishes or kohlrabi need a roof over their heads in winter. Cold frames, raised bed covers or mini-greenhouses protect them from winter rainfall and high humidity. Too much moisture on the soil or leaves can cause fungal diseases and can lead to mold or rot.
- Winter outdoor vegetables such as spinach, cabbage and root vegetables, onion plants and chicory remain in the open bed. As true winter heroes, they can withstand cold, storms and darkness.

The secret of the right time

One of the secrets of successful winter gardening is undoubtedly choosing the right time to sow and plant in the garden. Some vegetables are already on the bed all year round so that they can be used in winter, others are sown quickly in autumn and are ready to harvest after just a few weeks.

ReinSaat Snow Food Book recommendations



Wolfgang Palme
Frisches Gemüse im Winter ernten
Die besten Sorten und einfachsten Methoden für Garten und Balkon

This handbook summarizes all the experience and results we have gained in our many years of winter vegetable research. It contains 77 vegetable portraits that impressively demonstrate that winter can provide plenty of »wintamine«. Language: German

Order No. Bu 150 · € 34,90



Wolfgang Palme
Ernte mich im Winter
Einfach immer frisches Gemüse – säen, wachsen, glücklich sein

This new book for hobby gardeners and self-sufficient gardeners offers an entertaining, true-to-life introduction to winter vegetable enjoyment. Everything you need to know in order not to miss out on winter in your own garden or on your balcony and patio is conveyed in a relaxed and very clear way. Language: German

Order No. Bu 158 · € 29,90



6 Many autumn vegetables such as chard can simply be left outdoor for the winter. This allows you to continue harvesting it for weeks because they are frost-hardy down to -7°C **7** White on the outside – green on the inside: that’s how easy it is to grow fresh vegetables in winter **8** Asian salads such as pak choi, mizuna or leaf mustard are ideal winter vegetables that are much more frost-resistant than the books say **9** Loose leaf lettuce at -9°C **10** Fresh radishes: colorful and crunchy – bring color and joy into winter



Only those who set off in good time will arrive in winter. Because in the garden, winter begins in the middle of summer!

With combined forces

4-season gardening has become a movement. More and more self-sufficient and commercial gardeners are utilizing the incredible abundance of the whole year. This is only possible with the right expertise and suitable organic

varieties. This is why the Austrian organic seeds company **ReinSaat** and the garden education organization **City Farm Augarten** have joined forces in an intensive cooperation. Especially in the big city – but not only there – it is essential to teach young and old the joy of gardening, the practical knowledge of soil and plants and the enjoyment of vegetables. Especially for our children, this is a preparation for life that cannot be taught in the classroom. At City Farm Augarten's diverse garden, this is done with enthusiasm and commitment every day - in summer and winter alike.



All ReinSaat winter vegetable varieties, including sowing, growing, and harvesting times, can be found on the Internet at www.reinsaat.at



Cooperation partners: ReinSaat founder Reinhold Frech-Emmelmann, Wolfgang Palme from City Farm Augarten and ReinSaat managing directors Maria Bödecker and Rafael Graf

ReinSaat's broad, diverse, open-pollinated organic seeds range offers the best conditions for ensuring that you are supplied with the right, locally adapted vegetable varieties all year round. **Snowflake** is the name of the special winter selection of the best species and varieties for successful cultivation in the cold season. There are classics as well as rarities.

www.cityfarm.wien



CITY FARM
AUGARTEN



Asian leaf vegetable / Asian greens

Brassica juncea, *Brassica rapa*

Sowing: Direct sowing in the open from February to April (under fleece or in a cold store) and July to September

Pre-cultivation: from July to January for batch cultivation in a frost-free greenhouse

Planting: outdoors from the beginning of March to mid-September; into the frost-free greenhouse from the end of January

Germination temperature: 15–20°C

Distances: broad sowing or in rows with a spacing of approx.

15–25 × 40 × 2–3 cm within the row; planting 20 × 15 cm bis 30 × 30 cm

Harvest: after 2–3 weeks, in winter after 8–9 weeks

Required quantity of seeds: bunches 80–100 g/acre, cut leaves 150–180 g/acre

Sowing depth: 1–2 cm **Thousand seeds mass:** 2–3 g, approx. 80 seeds/running meter

Propagator: DBO, PAN, JOS, RFE, WTH



Ko 76 Bok Choy

Asian leafy vegetables for the winter harvest



Cultivation tips for all Asian greens marked with

Winter hardiness: up to -20°C leaf temperature


Cultivation: greenhouse, cold frame, raised bed, mini tunnel, outdoor (in drier regions)

Tip: pre-cultivation shortens the cultivation time on the bed by 2 to 3 weeks; from February

Care tips: to avoid condensation, water little during the winter months and ventilate well; row spacing 10 cm

Cultivation scale

Direct sowing	Harvest
Early to mid-October	December (cut-and-come-again)
Early to mid-November	February



Ko 71 Golden Frills

Brassica juncea var. *rugosa*

Very decorative leaf mustard with a mild, slightly peppery taste. The light green, finely toothed leaves can be used three weeks after sowing as a baby leaf, with a size of 15–20 cm like rocket or lettuce and later with the stalk as wok vegetable. Sow outdoors from March to October. Cold greenhouse cultivation: from autumn till winter.



BIO



Ko 69 Oriental Mix

Brassica rapa, *Brassica juncea*

Oriental Mix is a colorful cut-and-come-again salad mixture consisting of the following frost-tolerant Asian leafy vegetables: Pak Choi, Bok Choi, Mizuna, Mibuna, Purple Wave, Rouge metis, Green in snow, Red Giant and others. This mixture of varieties includes all tastes from fine-spicy to sharp mustard-like.



BIO



Ko 65 Namenia

Brassica rapa, var. *rapa*

Very high-yielding, relatively frost-resistant and tasty leaf stalk Asian leaf vegetable variety. Dense sowing and early pruning enable two or more harvests. When planted singly, Namenia can grow to the size of an endive salad. Popular cooked vegetables.



BIO



Ko 70 Garnet Giant

Brassica juncea

The deep red, round leaves and pronounced, mild taste are characteristics of this variety. The ideal addition to leaf salad mixtures. Outdoor cultivation from spring to autumn and in a cold greenhouse over winter. Harvest as baby leaf after three weeks, full development after approx. 45 days.



demeter



Ko 61 Purple Wave

Brassica juncea

Decorative, medium-hot leaf mustard with deeply lobed, slit red leaves on green stalks. The leaves can be harvested from slightly sharp baby leaves to fully grown plants (approx. 50 cm). The sharp, spicy taste becomes more intense with increasing maturity.



Ko 60 Pak Choi White Celery Mustard

Brassica rapa var. chinensis

Pak Choi variety is similar to Chinese cabbage in growth, cultivation and use. The large, round, light-green leaves sit on long, white, very fleshy, broad leaf stems. Height: 25 – 40 cm. Mildly spicy taste. Sow in the end of July / beginning of August. Ready for harvesting after approx. 50 – 65 days.



Ko 67 Red Giant

Brassica juncea var. rugosa

Asian salad with large, greenish-red, slightly serrated leaves and red veins. Can be sown outdoors from spring and harvested as a whole plant or in individual leaves. Good mustard-like aroma. Leaves become sharper in taste while growing in size. Also suitable for cold greenhouse cultivation as an intermediate and subsequent harvest. Very cold tolerant variety.



Ko 59 Mibuna Selection ReinSaat

Brassica rapa var. japonica

Cut-and-come-again leafy vegetables. The elongated, narrow, non-serrated leaves can be harvested continuously as 20 cm high clusters in four weeks after sowing. The whole plant also can be harvested later. Mild aromatic taste. A very sturdy and cold tolerant variety. For outdoor cultivation. Also suitable for cold greenhouse cultivation as an intermediate and subsequent harvest.



Ko 68 Tatsoi

Brassica rapa var. rosularis

Tatsoi is also known as »Rosette Pak Choi« due to its rosette-like growth. The round, dark green, mildly aromatic leaves form a dense rosette (Ø 25 – 30 cm), which can also be cut as a whole. Steamed in oil or prepared like spinach tastes delicious. Very sturdy, high-yielding variety.



Ko 72 Golden Streak

Brassica juncea

Rapidly growing leaf mustard with decorative, light to medium green, finely serrated leaves that grow as dense rosettes. Delicate spicy, medium-hot mustard aroma. Cultivation from spring to autumn, in the cold greenhouse also over winter. Harvest as baby leaf as early as three weeks after sowing. Reaches full development after approx. 45 days.



Ko 62 Rouge metis

Brassica juncea

Extremely decorative, rapidly growing leaf mustard with green leaf stalks and red leaves, that are initially indented, later finely serrated and deeply slit. Medium sharp, mild mustard aroma. Year-round cultivation is possible, ideally in the cooler months. Cultivation outdoors from March to October, in the cold greenhouse - from autumn to winter.



Ko 66 Grün im Schnee

Brassica juncea var. multiceps

Fine serrated, green leaves can be harvested individually or as a whole rosette. Their sharp, mustard-like taste brings a spicy note to salads and vegetable dishes. Young leaves can be preserved with salt. Late cultivation in autumn and winter outdoors and in cold rooms. Rapidly growing, frost resistant variety.



Ko 63 Green Wave

Brassica juncea

Attractive, high-yielding variety with green, up to 60 cm long leaves that are strongly curled on the edges. Spicy, sharp taste of long, tender leaf mustard is slightly softened by cooking. Suitable as a baby leaf salad, if harvested early. Heat and cold tolerant variety. Shows good bolt resistance.





Ko 64 Mizuna
Brassica rapa var. japonica

Very sturdy, fast growing Asian leaf vegetable variety. Forms dense rosettes with green, pinnate leaves on long, particularly aromatic stems. Harvesting possible from small leaves up to the whole rosette. For outdoor cultivation and as an intermediate and subsequent harvest in a cold greenhouse. Very frost and heat tolerant variety.



Ko 76 Bok Choy
Brassica juncea

Easy to grow Asian leaf vegetable with dark green, spoon-like leaves on long white stems. Has short development time, should be harvested as young as possible. Good, mild-spicy aroma, a little more intense in taste than Pak Choi. Ideal for wok dishes and Bok Choy kimchi preparation.



Ko 74 Wasabino
Brassica juncea

Spicy, slightly pungent taste of these tender, young, finely notched, green leaves is reminiscent of wasabi (similar to horseradish). Older, more curled leaves are very suitable for wok dishes. Cold-resistant variety, ideal for growing indoors in cooler months. Baby leaf harvesting after three weeks. Full development in 40 – 45 days.



Ko 97 Purple Mizuna

Growing in rosette-form variety with finely pinnate, medium green leaves on slender, bright pink stems and mildly spicy aroma. Purple Mizuna can be harvested at any stage, tender-crisp as a baby leaf or as a whole rosette for Asian wok stir-fries and pickles.



Black Salsify

Scorzonera hispanica

Sowing outdoors: as early as possible from February till mid-Mai


Distances: approx. 30 x 5 – 10 cm; row distance 10 – 15 cm in bed form

Required quantity of seeds: approx. 100 g/acre

Sowing depth: approx. 2 cm

Thousand seeds mass: 10 – 13 g

Propagator: RFE, SAT



Sw 10 Hoffmanns Schwarze Pfahl

Thick, approx. 25 – 35 cm long, black, firm, tender root. Blunt shape and fine outer skin without branches. Deep, loosened soil without stones is essential for good fruit quality.



Celeriac

Apium graveolens var. rapaceum

Pre-cultivation: Februar bis Ende März. Pflanzung ab April nach Ende der Spätfröste

Germination temperature: optimal soil temperature 20°C, warm pre-cultivation to avoid the risk of bolting

Distances: approx. 30–35 x 30 cm

Required quantity of seeds: approx. 1–2 g/acre

Sowing depth: light germinator, only cover slightly with soil

Thousand seeds mass: 0,3–0,5 g

Propagator: RFE



Se 13
Wiener Riesen

Well-known Austrian, medium-late variety with large, highly rounded tubers and sturdy, dark green foliage. Whitish, very tasty, spicy flesh. Resistant to Septoria leaf spot disease. Bolt-resistant variety. Very long shelf life.



Se 12
Mars

Large, smooth, round and high-lying celeriac with white flesh and dark green, tightly upright, extremely thick foliage. This significantly increases Septoria tolerance. Protected cultivation for green leaves production and as an outdoor culture for celeriac. Good shelf life.



Se 20
Porthos




Bolt-resistant, medium-high celery bred by KultursaT with round, smooth, light tuber, compact root set for easy harvesting and medium-green, erect-long foliage. Aromatic-spicy taste. Suitable for all growing seasons. A double layer of fleece is recommended for early planting outdoors from March onwards. Cultivation from May to June for storage. Robust against Septoria illness.



Se 9
Albin

This medium-late and very high-yielding celeriac with healthy growth, a small root system and upright growing foliage produces large tubers with a pure white flesh. The color is also maintained even when the celeriac is conserved. Protected cultivation is possible starting from January. Suited for all forms of sales (with or without foliage).



Se 14
Ibis

Rapidly growing, bolt resistant variety. Forms spherical, smooth tubers with white, spicy flesh. Green, medium-length, upright foliage with a small base. Good bolt resistance when grown warm (approx. 18°C), also suitable for early protected cultivation outdoors. Resistant to Septoria. For fresh market sale and storage.



Se 15
Monarch

Very large and very heavy, trapezium-shaped to round, light-colored tuber with a deep root base. Excellent white, firm flesh that retains its texture and color even when cooked. Pleasantly mild, nutty taste. Resistant to rust spots. Excellent for storage.



Stem Celery

Apium graveolens var. dulce

Sowing: March – April

Planting: in greenhouse from beginning of April; outdoors from mid-April

Harvest: from the beginning of July till the end of November

Distances: 30–35 × 30 cm

Required quantity of seeds: approx. 1–2 g/acre

Sowing depth: light germinator, only cover slightly with soil

Thousand seeds mass: 0,3–0,5 g

Propagator: BSA, RFE, SAT, TOE



Se 19 **RS-Se-01.22**
(Chinese Pink Celery)

Stem celery with medium-early ripeness and an exceptionally attractive color. Thin approx. 25 cm long stems are pink-violet, leaves are light green in color. Easy to grow outdoors or in a greenhouse. Excellent for fresh vegetables market sale, cooking or as a colorful snack vegetable.



Se 18
Tall Utah 52/70

Medium-late maturing stem celery variety with dark green foliage and medium-high growth. Smooth, green, approx. 25–30 cm long fleshy stalks. Excellent taste. Can be used raw or cooked. Very vigorously growing and high-yielding variety. Not self-bleaching.



Spinach *Spinacia oleracea*

Sowing: for spring from beginning of March till mid-August; for overwintering – from end of August till mid-September

Distances: approx. 30 × 5–10 cm **Required quantity of seeds:** 300–500 g/a

Sowing depth: approx. 3 cm **Thousand seeds mass:** 10–14 g

Propagator: BSA, GH0, SAT



Sp 11 **Winterriesen**
Stamm Verdil



Kultursaat breeding. Very rapid growing, medium-early ripening variety with medium green, strong leaves with pointed tips. Lovely rosette formation. Very good, aromatic taste, therefore also suitable as a spinach salad. For autumn and overwintering cultivation.



Sp 10
Matador

Fast growing, medium early maturing variety with a very good yield. Tender, medium to dark green leaves. Suitable for spring and autumn cultivation, as well as for wintering.



Sp 12
Butterflay

Fast-growing, late-shooting spinach for spring and autumn cultivation; also for overwintering. Makes shiny green, strong, round-oval leaves. Very robust, mildew tolerant variety.



Tomatoes

As a wild plant, tomatoes have its origin in South and Central America and even if it is still unclear whether as a vegetable or fruit, they are with over 3000 varieties of shapes and colors in the top group of varieties today.

Sowing/Pre-cultivation: in Glasshouse from January to early April for planting from March to mid-May.
For outdoor cultivation from March to early April for planting in May.

Germination temperature: 20 – 24°C

Distances: Greenhouse (double rows) 60 × 50 – 60 cm
Outdoors row spacing 100 × 50 cm

Sowing depth: 0,5–1 cm

Thousand grain mass: 1,6 – 3,5 g

Propagator: CRO, FPE, GBL, GHO, HOB, KSI, LEI, MAH, PAN, RFE, ROS, SPE



To 34 Malea (page 108)

Salad Tomatoes

Solanum lycopersicum



To 4
Bolstar Granda

Late ripening, vigorous, high-yielding salad tomato variety for greenhouse and foil tunnel cultivation. This professional variety delivers round, bright red, burst-resistant fruits of weight about 100-120g. Bolstar Granda grows particularly healthy, is resistant to tomato mosaic virus, Verticillium and Fusarium wilt.



To 5
Ricca

Medium early ripening tomato variety from ReinSaat breeding for greenhouse and protected cultivation. Round, firm bright red fruits with a weight of 80 – 100 g. Due to its long shelf life, this variety is ideal for sale as tomato on the branch. Good aromatic taste with a harmonious sugar-acid balance. Variety for professional gardeners.



To 10
Matina

Earliest ripening potato-leaved stake tomato for outdoor cultivation. Medium-size, glowing red, burst-resistant fruits with soft and thin skin and fruity sweet-sour taste. Fruit weight 90 g. Brings good early yield by greenhouse cultivation. Proven hobby gardener variety.



To 7
Tica

High yielding middle-early ripening variety from Kultursaat breeding for greenhouse and under foil cultivation. Flat-round, very firm fruits glossy-red in color. Fruit weight 70 – 100g. Good taste, balanced sugar to acid ratio. Suitable for sale as tomato on the branches. Variety for professional gardeners.





To 26
Goldene Königin

Medium-growing, stake tomato with moderate burst-resistance for outdoor cultivation. Due to the slight acid content, the golden-yellow, round medium-size fruits have a mild but aromatic taste. Great salad tomato variety. Fruit size: about 6 – 8 cm. Fruit weight approx. 80 g. Hobby gardener variety.



To 24
Moneymaker

Richly yielding salad tomato. Robust early ripening variety with vigorous growth for outdoor and protected cultivation. Bright red, medium-size fruits without green neck. Great fruity sweet-sour taste. Fruit weight 80 g. Proven hobby gardener variety.



To 8
Hellfrucht



Earliest ripening potato-leaved stake tomato for outdoor cultivation. Medium-size, glowing red, burst-resistant fruits with soft and thin skin and fruity sweet-sour taste. Fruit weight 70 g. Brings good early yield by greenhouse cultivation. Proven hobby gardener variety.



CV 140
Paul Robson



Strong growth salad tomato variety from ReinSaAT maintenance breeding with pleasant sweet taste. The medium-sized ripe thick-fleshed fruits are bright in color with a flamed green-violet neck. Fruit weight is approx. 80 – 100 g.



To 36
White Sensation



Indeterminant tomato from ReinSaAT maintenance breeding. Tasty medium-sized, round fruits have little acidity and are burst resistant. Forms long-bearing fruit branches. Early ripening variety with a long harvest. Fruit weight approx. 70 – 100 g.



To 60
Indigo Rose

Semi-determinant growth, medium-late ripening salad tomatoes. Dark, round fruits reach their typical dark blue-violet skin color only when they are fully ripe and grown in direct sunlight. Light red flesh with a spicy, delicate tomato flavor. Good yield potential, tomato specialty. Fruit weight approx. 50 – 60 g.



To 23
Kremser Perle

Traditional very robust, weather-tolerant Austrian hobby gardener variety. Semi-determinant growth form, very early high yield. Medium size, round, red fruits are burst resistant. Good taste. Ideal for pots cultivation. Fruit weight 70 g.





CV 55
Red Cavern



Very high-yielding, medium-late ripening, red-orange striped stake tomato from ReinSaAT maintenance breeding. The thick-walled, fleshy fruits are reminiscent of paprika in their shape. They are hollow inside and ideally suited for filling, pickle and drying. Fine, aromatic tomato taste. Fruit weight approx. 120 – 150 g. Relatively good shelf life.



CV 38
Auriga



High yielding medium- early ripening, burst-resistant tomato from ReinSaAT maintenance breeding for outdoor cultivation. Multi-branched panicles with extremely decorative medium-sized, round bright orange-colored fruits. Tender flesh with very soft skin and fruity sweet taste. Fruit weight approx. 70 – 80 g.



To 29
Jani



Very early ripening bush tomato. High yielding variety with red slightly flat round, about 7 cm large fruits. Fruit weight approx. 85 g. Fine, fruity taste. Suitable for outdoor and in pots cultivation. It is not necessary to prune the side shoots of the bushes. Shows good resistance to late blight (*Phytophthora infestans*)



CV 57
Shimmeig Creg



Very juicy half-height »sister variety« of Green Zebra from ReinSaAT maintenance breeding. Round-oval, firm-fleshed fruits that ripen from green-red flamed to red-yellow flamed. Very good, intense, sweet-sour taste. Fruit weight approx. 120 g. Indeterminate variety. Can be cultivated as double shoots or in bush form.



CV 91 **De Berao**

Selection ReinSaAT



From further developed ReinSaAT breeding of the De Berao variety. Robust, early ripening tomato with round-oval, red fruits. Vigorously growing indeterminate tomato of medium size and great aromatic taste. Fruit weight approx. 70 g. Good tolerance to late blight and brown rot. Shows good resistance to late blight (*Phytophthora infestans*). Hobby gardener variety.



To 35
Revilla



ReinSaAT breeding. Early-ripening salad tomato from ReinSaAT breeding ideally suitable for protected cultivation. Flat-round very firm fruits, that ripen to brown-red color. Multi-chambered, attractive red-brown flesh. Very aromatic and fruity taste. Fruit weight approx. 100 – 110 g. Resistant to fusarium wilt.



To 37
Black Trifele 2



Black Trifele 2 is ReinSaAT further development of Japanese Black Trifele. Potato-leaved, high yielding stake tomato for warm, protected locations. Relatively large, slightly pear-shaped, red-brown fruits with juicy, pleasantly sweet flesh and little acidity level. Fruits can easily ripen »on shelves«, therefore early harvest is recommended. Fruit weight approx. 90 g.



To 48
Kalypso



Attractive tomato from ReinSaAT breeding for outdoor cultivation with flat-round fruits that ripen from green to reddish-flamed green. Juicy, light green to reddish marbled, low-acid flesh with an aromatic fresh taste. Thin, relatively burst-resistant skin. Fruits can easily ripen »on shelves«, therefore early harvest is recommended. Fruit weight approx. 100 g.





CV 30
Green Zebra



Further development of the American Green Zebra variety from ReinSaAT maintenance breeding. Medium-late, fleshy salad tomatoes with beautifully flamed green to greenish-yellow ripe fruits. Emerald green, juicy flesh with a thin, burst-resistant skin and a mild fine, spicy taste. Low acidity level. Fruit weight approx. 120 g.



To 20 Citrina

To 20
Citrina

Very decorative, high yielding, medium-late stake tomato. Lemon-shaped, yellow, burst-resistant fruits with a marked tip and a refreshingly fruity taste. Variety for greenhouse cultivation. (In warm, protected areas is also possible to grow outdoors.) Fruit weight approx. 80 g.



Sauce Tomatoes

Solanum lycopersicum



To 22
San Marzano



Classical Italian sauce tomato (Italian Pelati). These elongated bottle-shaped fruits are very firm, excellently suited for preserving and for making tomato purée. Well-balanced acid-sugar ratio with low juice content. Fruit weight approx. 90 – 100 g. Semi-determinant growth form, sturdy strong-growing medium ripening variety.



To 45
Roma VF



Popular variety of pelati (Italian sauce tomato). Semi-determinant growth form. Large broadly elongated fruits show lush flesh with a low content of seeds. Our selection is characterized by its thick flesh and fruity test. Ideal for preservation. Fruit weight approx. 80 – 100 g. Also suitable for pot cultivation.



To 14
Rio Grande

Semi-determinant stake tomato, which can be grown also as a bush tomato. Medium ripening high yielding variety. The elongated-oval, thick-fleshed, very firm fruits have very low content of juice and are ideal for drying and making sauce. Fruit weight 100 – 170 g.



To 46
Carmen




Bush-shaped growing pelati tomato with good yields from ReinSaAT breeding. The bright orange, relatively firm fruits with their fruity-sweet aroma are very suitable for both fresh consumption and processing. Fruit weight approx. 120 g. Suitable for pots cultivation.



CV 50
Banana Legs



High-yielding bush tomato from ReinSaAT maintenance breeding. Large, elongated yellow thick-fleshed tomatoes with little juice content. Mild, pleasant taste. Fruit weight approx. 60 – 80 g.





To 41 **Roma Striée**

Selection ReinSaat

Exceptional bottle-shaped tomato with attractive red-yellow-orange flamed fruits. The long oval fruits with a point at the bottom are extremely firm, fleshy and aromatic. Ideal for sauces and salads. Fruit weight approx. 100 – 150 g. Very high yielding variety.



To 54 **Rio Largo**

REIN
SAAT bioverita

Breeding: ReinSaat. Under variety examination. Seeds for trial cultivation. Medium ripening, high-yielding, indeterminately growing stake tomato. Oval-shaped, red, thick-fleshed fruits with a good taste. Fruit weight approx. 100 – 150 g. Ideal for fresh consumption as well as for processing.



To 56 **RS-To-01.22** **(Torria)**

REIN
SAAT

Breeding ReinSaat. In the variety test. Seeds for experimental cultivation. Indeterminate, vigorous growing sauce tomato variety with wide, elongated, intensely red fruits without a green collar. Tomato flesh is firm with a little juice content and very aromatic taste. Fruit weight about 150 – 180 g.



Flesh Tomatoes

Solanum lycopersicum



To 13 **S. Pierre**

Large, round, red flesh tomato with a very good, juicy-sweet taste. S. Pierre is often used for stuffing and as a »burger tomato«. Fruit weight approx. 170 to 300 g. Hobby gardener variety.



To 19 **Berner Rose**

The Bern Rose is a traditional flesh tomato with a thin fruit skin. Middle-late ripening variety with large, round, noticeable light pink color fruits. Excellent taste. Fruit weight approx. 150 – 190 g. Specialty for fresh market sale.



CV 152 **Rosa**

REIN
SAAT

Vigorously grown, medium-late ripening stake tomato from ReinSaat maintenance breeding. Makes very large, heavy, thick, flat-round tomatoes with firm, juicy flesh. Excellent taste. Despite their fine skin, the large fruits are extremely burst-resistant. Great hobby gardener variety. Also suitable for fresh market sale. Fruit weight min. 200 g. One of our best beef tomato variety!





To 15 Ochsenherz Cuor di bue

To 15 Ochsenherz Cuor di bue

Selection ReinSaat

Heart-shaped, crimson, medium to large fruits- sized flesh tomato with an excellent taste. Vigorous growing, medium-late ripening stake tomato. Fruit weight about 170 – 240 g. For medium-sized fruits double shoots greenhouse cultivation is recommended. Early and long-lasting harvest. Very popular variety.



CV 56 Ochsenherz orange



The orange-colored variant of the red ox heart variety Cuor di bue from ReinSaat breeding. Heart-shaped, large fruits with bright orange, juicy flesh and only a few seeds. Fine, fruity aroma. Fruit weight up to 400 g. Early and long- lasting yields. Double-shoots cultivation is possible.



To 38 Liguria

Popular variety from the ox heart tomato group with very attractive bag-shaped, longitudinally furrowed fruits. Medium-sized to large flesh tomato with a fruit weight of 150 – 300 g. Fresh, aromatic, fruity, sweet taste. Double shoots cultivation is recommended.



To 34 Malea



Stable, indeterminate, medium-early ripening, large flesh tomato (French ox heart type). ReinSaat breeding. Fruits are attractively ribbed, shiny red in color, have little juice and high fruit content. Fruit weight approx. 150 – 300 g. Fresh, aromatic, slightly sweet taste. Double shoots cultivation is possible. Variety for greenhouse and protected outdoor cultivation.



To 53 Fiammante



Under variety examination. Seeds for experimental cultivation. ReinSaat breeding in cooperation with Gerhard Hof. Indeterminate flesh tomato of the ox heart type. Its elongated shape, which is almost pointed at the bottom, makes the pink fruit particularly attractive. Compact flesh with a fresh, aromatic taste. Fruit weight: 120 – 150 g.



To 61 RS-To-01.22 (Indigo Apple)

Our dark tomato varieties were developed at Oregon State University and are particularly important as part of a healthy diet due to their high anthocyanin content.

To 61 RS-To-02.22 (Indigo Apple)



In the variety test. Seeds for experimental cultivation. Stable, indeterminate, medium-early tomato variety produces large, flat-round, anthocyanin-containing fruits in an attractive red color with purple shoulders. Fruit weight is about 80 – 100 g. Fruits are burst resistant. Due to their mild, aromatic taste, they are suitable for fresh consumption as well as for cooking. For greenhouse or protected cultivation outside.





CV 137
Olena Ukrainian



ReinSaat maintenance breeding. High yielding variety with potato-leaved foliage and large, pink, flat-rounded fruits. Thick, aromatic, fruity flesh tomato with a low acid content. Fruit weight approx. 250 – 300 g. Early (at the beginning of pink) and long-lasting harvest. Suitable for greenhouse and protected outdoor cultivation.



To 39
Raf

Flesh tomato for outdoor cultivation. RAF stands for »Resiste A Fusarium« and shows good resistance to fusarium wilt. Large, flattened, bright red fruits with slightly furrowed shoulders. Fruit weight approx. 200 – 220 g. Balanced fruity sweet- sour taste.



CV 138
Tschernij Prinz



Semi-determinant flesh tomato from ReinSaat maintenance breeding. The brown-red, flat-round fruits are of outstanding taste. Multi-chambered, fleshy and very juicy fruits with a fruit weight of approx. 200 – 300 g. Early ripening and very popular hobby gardener variety.



To 18
Marmande

Medium-high growing, well-known regional variety from France. Very early ripening medium-sized tomato originally grown outdoors in the south of France. Our selection brings fruits that are beautifully shaped, burst-resistant and very tasty. Fruit weight approx. 120 – 150 g.



CV 51
German Gold



Very large round flesh tomato with extremely juicy, golden yellow fruits from ReinSaat maintenance breeding. From the center of the fruit flamed red flesh with an excellent taste. Fruit weight approx. 300 – 700 g. Relatively early ripening stake tomato. Recommended for greenhouse and protected outdoor cultivation. Double-shoots cultivation is possible.



CV 139
Charlie Green



Vigorously growing, medium-high, indeterminate to semi-determinant stake tomato from ReinSaat maintenance breeding. Very large, round, green-yellow flesh tomato with light green, juicy flesh. Fresh, fruity taste with a balanced sugar/acid ratio. Fruit weight approx. 150 – 250 g. High yielding variety.



CV 32
Valencia



Orange-colored, high-yielding, indeterminate flesh tomato from ReinSaat maintenance breeding. The 150 – 250 g heavy fruits have a firm, smooth skin and fruity- sweet, juicy, tenderly melting, tasty flesh. For greenhouse and outdoor protected cultivation.



To 49
Cassio



ReinSaat breeding. Medium-late ripening variety with green flamed fruits to red flamed ripe fruits. Large tomatoes have a thin, pressure- and burst-resistant skin and raspberry-red flamed flesh. Balanced aromatic taste. To avoid overripe fruits, early harvest is recommended. Fruit weight 200 – 300 g.





































CV 136
White Beauty




ReinSaat maintenance breeding. Indeterminate, high yielding tomato with cream-colored skin and whitish flesh. The large, flat-round fruits are tenderly melting with little acid content and show a hint of red flaming in the middle. Fruit weight approx. 100 – 150 g. Very good addition to a colorful assortment of tomatoes. Protected cultivation recommended.



Variety	Fruit shape	Plucking maturity	Growth	Fruit weight	
Salad Tomatoes					
To 4	Bolstar Grande		late	indeterminate	80 – 100 g
To 5	Ricca		medium-early	indeterminate	80 – 100 g
To 7	Tica		medium-early	indeterminate	70 – 100 g
To 8	Hellfrucht		medium-early	indeterminate	70 g
To 10	Matina		early	indeterminate	90 g
To 24	Moneymaker		medium-early	indeterminate	80 g
To 29	Jani		early	bushy	85 g
To 23	Kremser Perle		early	half-determinate	70 g
CV 140	Paul Robson		medium late	indeterminate	80 – 100 g
To 26	Goldene Königin		medium	indeterminate	80 g
CV 38	Auriga		medium	indeterminate	70 – 80 g
To 60	Indigo Rose		medium late	half-determinate	50 g
CV 30	Green Zebra		medium late	indeterminate	120 g
To 48	Kalypso		medium	half-determinate	100 g
CV 57	Shimmeig Creg		medium late	determinant	120 g
CV 91	De Berao		medium	indeterminate	70 g
To 35	Revilla		medium late	indeterminate	100 – 110 g
CV 55	Red Cavern		medium late	indeterminate	100 – 150 g
To 20	Citrina		medium late	indeterminate	80 g
CV 31	Lilac		medium late	indeterminate	100 g
To 37	Black Trifele 2		medium	indeterminate	90 g
To 36	White Sensation		medium late	indeterminate	70 – 100 g
Sauce Tomatoes					
To 41	Roma striée		medium	indeterminate	100 – 150 g
To 56	RS-To-01.22 (Torria)		medium-early	indeterminate	150 – 180 g
To 22	San Marzano		medium	determinant	90 – 100 g
To 45	Roma VF		medium	determinant	80 – 180 g
To 14	Rio Grande		medium-early	half-determinate	100 – 170 g
To 54	Rio Largo		medium-early	indeterminate	100 – 150 g
To 46	Carmen		medium	bushy	120 g
CV 50	Banana Legs		medium	half-determinate	60 – 80 g
To 19	Berner Rose		medium late	indeterminate	150 – 190 g
Fleischtomaten					
To 13	S. Pierre		medium late	indeterminate	170 – 300 g
CV 152	Rosa		medium late	indeterminate	350 – 500 g
To 39	Raf		medium late	indeterminate	200 – 220 g

Indeterminate = unlimited growth · Determinate = limited growth

Variety		Fruit shape	Plucking maturity	Growth	Fruit weight
To 58	Bagni		medium	indeterminate	30 – 45 g
To 12	Marglobe		medium	indeterminate	45 g
To 28	Ruthje		medium	indeterminate	40 – 55 g
To 59	Pantelli		medium	indeterminate	25 g
To 38	Liguria		medium-early	indeterminate	150 – 300 g
To 34	Malea		medium-early	indeterminate	150 – 300 g
To 15	Ochsenherz		medium-early	indeterminate	170 – 240 g
To 53	Fiammante		medium-early	indeterminate	120 – 150 g
CV 56	Ochsenherz orange		medium-early	indeterminate	up to 500 g
CV 138	Tschernij Prinz		medium	det.-indet.	250 – 300 g
CV 51	German Gold		medium late	half-determinate	about 300 g
CV 139	Charlie Green		medium-early	indeterminate	150 – 200 g
To 49	Cassio		medium late	indeterminate	200 – 300 g
CV 136	White Beauty		medium-early	indeterminate	100 – 150 g
To 18	Marmande		early	indeterminate	120 – 150 g
To 40	Yellow Donut		medium-early	bushy	170 – 200 g
CV 32	Valencia		medium late	indeterminate	150 – 250 g
To 61	RS-To-02.22 (Indigo Apple)		medium-early	indeterminate	100 – 150 g
CV 137	Olena Ukrainian		medium-early	indeterminante	250 – 300 g
Cocktail Tomatoes 25 – 45 gram					
To 44	Peela		medium-early	indeterminate	35 – 40 g
To 17	Principe Borghese		early	bushy	25 – 35 g
To 51	Kalami		medium	indeterminate	35 – 45 g
CV 28	Black Plum		medium	indeterminate	40 g
To 25	Yellow Submarine		medium	indeterminate	about 25 g
To 62	RS-To-02.23 (Blush Tiger)		medium-early	indeterminate	30 g
To 63	RS-To-03.23 (Pink Tiger)		medium-early	indeterminate	20 g
To 64	RS-To-04.23 (Green Tiger)		medium-early	indeterminate	30 g
To 67	Green Grape		medium-early	half-determinate	bis 35 g
To 66	RS-To-05.23 (Sambucca)		medium	half-determinate	20 – 30 g
Cherry Tomatoes 10 – 25 gram					
CV 58	Brandywine Sherry		medium late	indeterminate	25 g
To 6	Anabelle		medium	indeterminate	10 – 15 g
To 16	Zuckertraube		medium	indeterminate	about 15 g
To 32	RS-To-01.23 (MiriMiri)		medium	indeterminate	10 – 15 g
To 30	Donatellina		medium	indeterminate	about 15 g
To 52	Pippa		medium	indeterminate	15 – 20 g

Fortsetzung auf der nächsten Seite



To 40 Yellow Donut

To 40
Yellow Donut



High yielding bush tomato from ReinSaat breeding. Large fruits (for a bush tomato variety) have deep yellow flesh and are very tasty. Supporting the plants is recommended. Early yield. Suitable for pot cultivation. Fruit weight approx. 170 – 200 g.



Cocktail Tomatoes

Solanum lycopersicum



To 44
Peela



ReinSaat Breeding. High yielding, indeterminate, medium-early ripening cocktail tomato. Bright-yellow, round fruits with potato-leaves like foliage. Mild aromatic taste and little acid content. Fruit size 4 – 5 cm. For protected cultivation outdoors. Fruit weight 35 – 40 g.



To 17 **Principe Borghese**

Selection ReinSaat

Early ripening high-yielding bush tomatoes with vigorous healthy growth. The small, red, oval fruits have a low content of juice. Good burst resistance with long lasting yield. Ideally suited for pot cultivation. Fruit weight approx. 25 – 35 g.



Cocktailtomaten 25 – 45 gram

Variety	Fruit shape	Plucking maturity	Growth	Fruit weight	
Cherry Tomatoes 10 – 25 gram · <i>Continued from page 111</i> indeterminante = unlimited growth · determinante = limited growth					
To 21	Black Cherry		medium	indeterminate	15 – 20 g
To 31	Lillit		medium	indeterminate	about 20 g
To 43	Goldkrone		medium	indeterminate	15 – 20 g
CV 29	Dattelwein		medium	indeterminate	10 – 30 g
To 55	Boka		early	bushy	about 15 g
To 68	RS-To-01.24 (Rubelitta)		early	indeterminante	10 – 15 g
To 70	Tomfall		medium-early	indeterminante	10 – 15 g
Wild Tomatoes					
CV 37	Gelbe Johannisbeere		medium	bushy	about 8 g
CV 154	Rote Ribisel		medium	indeterminate	about 5 g
To 57	RS-To-02.24 (Weiße Ribisel)		medium	half-determinate	zirka 5 g



To 12
Marglobe

Medium early, vigorous growing, stake tomato approx. 1.20 – 1.50 m high. Forms numerous large bunches with red flat-round, small to medium-sized fruits with an excellent taste. Burst-resistant sturdy variety for outdoor and greenhouse cultivation. Fruit weight approx. 45 g.



To 58
Bagni

ReinSaar breeding. Under variety examination. Seeds for trial cultivation. High yielding, indeterminate cocktail tomato with round green-red flamed, burst-resistant fruits. Aromatic taste with well-balanced acidity ratio. Looks very interesting in mixing salads. Fruit size 3 – 4 cm. Fruit weight approx. 30 – 45 g.



To 28
Ruthje

Bright red, very beautiful, slightly heart-shaped cocktail tomato. Great sweet and aromatic taste. The firm fruits should stay on the plant until they gain bright color. High yielding variety with short internodes, not suitable as tomato on the branch. Fruit weight approx. 40 – 55 g.



To 59
Pantelli

With its small, aromatic fruits, this tomato forms lush branches. Tied together and hung in a cool, well-ventilated place, they can be stored for several months and used in the kitchen as half-dried tomatoes. They develop their fruity aroma during the cooking process. Fruit weight: approx. 25 g



CV 28
Black Plum

Healthy, sturdy vigorously growing cocktail tomato with brown-red-olive-colored, egg-shaped fruits from ReinSaar maintenance breeding. High yielding, robust variety. Balanced, good taste. To avoid overripe fruits, early harvest is recommended. Fruit weight approx. 40 g.



To 51
Kalami

Cocktail tomato / Mini San Marzano, from ReinSaar breeding. Under variety examination. Seeds for experimental cultivation. Indeterminate, high yielding variety with oval, elongated, thick-fleshed, deep red tomatoes. Long, parallel trusses with long-lasting fruits, easy to harvest without a calyx. Intensive tomato flavor. Fruit weight 35 – 45 g.



To 25
Yellow Submarine

Yellow, very tasty stake tomato with an open growth from ReinSaar maintenance breeding. High yielding, potato-leaved plants, also suitable for double-shoots cultivation. The pear-shaped, aromatic-sweet fruits grow in long bunches. Very popular variety, not only for children. Fruit weight: approx. 25 g.



To 66
RS-To-05.23 (Sambucca)

Early maturing, semi-determinant cocktail tomato with a growth height of max. 180 cm and good suitability for pot cultivation. and good suitability for pot culture. It is normal-leaved and produces oval-round, red fruits with a fruit weight of of 20 – 30 g. Balanced, fruity taste with taste with a pleasant sweetness and acidity. Fruit diameter 2 – 3 cm.





To 62 **RS-To-02.23**
(Blush Tiger)



Maintenance breeding Reinsaat. Under variety examination. Seeds for trial cultivation. The mid-early, productive tomato variety delights with numerous plum-shaped, burst-resistant fruits in yellow with pink and orange flames. The sweet-aromatic taste and its velvety-soft, firm to cut texture are convincing. Fruit weight is up to 30 g. Suitable for outdoor and greenhouse cultivation.



To 63 **RS-To-03.23**
(Pink Tiger)



Maintenance breeding Reinsaat. Under variety examination. Seeds for trial cultivation. Vigorously growing, medium-early tomato variety Pink Tiger impresses with its strong and healthy plant structure and productivity. It delivers crispy, red and gold flamed, crunchy fruits with a fruity sweetness. Fruit weight is approx. 20 g. Suitable for greenhouse and outdoor cultivation.



To 64 **RS-To-04.23**
(Green Tiger)



Maintenance breeding Reinsaat. Under variety examination. Seeds for trial cultivation. For us the most beautiful of the Tiger family tomatoes! Date-shaped fruits with smooth skin, vigorously growing tomato variety in shades of gold and green. Wonderfully sweet and fruity aroma. Fruit weight approx. 20 – 30g. Suitable for greenhouse and outdoor cultivation.



To 67
Green Grape

Rich-bearing, medium-early ripening, semi-determinant to determinant cocktail tomato of American origin with greenish-yellow, highly rounded to oval fruits. Fruit weight up to 35 g. Bright green, very decorative, two-chambered cross-section. This variety has an excellently balanced sweet-fruity taste.



Cherry Tomatoes

Solanum lycopersicum

Cherry Tomatoes 10 – 25 gram



To 52
Pippa



New breeding ReinSaat, Reinhild Frech-Emmelmann. Indeterminate, very high yielding cherry tomato. Small red, elongated fruits have firm flesh and an extremely fruity taste. They can be harvested from the long, parallel trusses without a calyx. Fruit weight 15 – 20 g.





To 6
Anabelle



ReinSaat breeding. Vigorously growing, relatively burst-resistant variety with long internodes. Up to 50 cm long, parallel trusses densely covered with red, cherry-sized tomatoes. Crunchy, firm, small, aromatic sweet fruits. Fruit diameter approx. 2 – 3 cm. Fruit weight approx. 10 – 15 g. Very high yielding variety.



CV 58
Brandywine Sherry



Potato-leaved, vigorously growing cocktail tomato from ReinSaat maintenance breeding. Forms many small arranged panicles with plenty of raspberry-red fruits and a beautiful calyx. For yield increase multiple shoots cultivation is possible. Fruit size approx. 3 to 4 cm. Fruit weight approx. 25 g.



To 32 **RS-To-01.23 (MiriMiri)**
New breed from
Reinhild Frech-Emmelmann

To 32 **RS-To-01.23 (MiriMiri)**



ReinSaat breeding. Within the variety test. Seeds for experimental cultivation. High-yielding, indeterminate cocktail tomato. Forms an enormous number of red, oval-shaped tomatoes with an excellent, sweet, fruity aroma on dense panicles. Firm, burst-resistant fruits. Good shelf life. Fruit diameter approx. 2 cm. Fruit weight approx. 10 – 15 g.



To 21
Black Cherry



Very high yielding, early ripening cocktail tomato with an indeterminate growth from ReinSaat breeding. Long, densely covered panicles with dark red-violet, crisp, juicy fruits. Aromatic, sweet taste. Fruit size approx. 2 – 3 cm. Fruit weight approx. 15 – 20 g. Suitable for colorful cocktail mix salad-bowls.



To 30
Donatellina



Indeterminate date tomatoes from ReinSaat breeding. Deep red, burst-resistant fruits with firm flesh and an exceptionally good, sweet-aromatic taste. Long shelf life in storage. Fruit weight approx. 15 g. Proven resistance to tomato mosaic virus (tobamovirus PO).



To 16
Zuckertraube



Popular high-yielding, indeterminate cocktail tomato from ReinSaat breeding. Long trusses with small, shiny-red, sweet-aromatic fruits. Fruit weight approx. 15 g. The vigorous plants can be also in double-shoots cultivated. Early long-lasting yield. For greenhouses or protected outdoor cultivation.



To 68
RS-To-01.24 (Rubelitta)



In the variety test. Seeds for experimental cultivation. Early maturing, indeterminately growing cherry tomato of the Multiflora type which produces in each cluster masses of raspberry-red, burst-resistant, round fruits. Fruit weight approx. 15 g. Perfect snack tomato with balanced aroma and pleasant sweetness-acidity play.



To 43
Goldkrone

Very early ripening, indeterminate cocktail tomato. Forms long panicles with an enormous number of cherry-sized, bright-yellow fruits. Small, round tomatoes with a very aromatic taste. Fruit weight 15 – 20 g. Greenhouse and protected cultivation outdoors.





To 55
Boka



Breeder: Reinsaats. Compact, small-size in growth, bright yellow cocktail tomato with yellow-brown shoulders. High yielding, early ripening variety ideal for pot cultivation. Height up to max. 50 cm. Snack tomato. Fruit weight approx. 15 g



To 70
Tomfall

Medium-early ripening balcony and hanging basket tomato with an open growth habit, 50 - 70 cm long, hanging shoots and up to approx. 40 cm in height. Tomfall produces many small, red, round cherry tomatoes with a sweet, spicy-flavor aroma. Perfect snack tomato variety. No pruning is necessary.



CV 29
Dattelwein



ReinSaat maintenance breeding. Extremely high-yielding variety with up to 100 fruits on the trusses. Small, yellow, pear-shaped cocktail tomatoes with sweet, aromatic, juicy burst-resistant fruits. Fruit weight approx. 10 - 30 g. Suitable for greenhouse, outdoors and pot cultivation. Very popular snack tomato.



Wild Tomatoes

Solanum pimpinellifolium



To 31
Lillit



Indeterminate, vital, very high-yielding cocktail tomato variety from ReinSaat breeding. Beautiful orange-colored, approx. 2 - 3 cm large, burst-resistant fruits on long panicles. Orange-colored flesh with an aromatic fruity taste and balanced acid-sugar ratio. Fruit weight approx. 20 g. Suitable for all form of sales.



CV 37
Gelbe Johannisbeere



Strongly branched, bush-shaped growing wild tomato variety from ReinSaat maintenance breeding. Forms masses of round, small, yellow fruits on long panicles with a sweet, strong wild tomato aroma. Plants only need to be stripped a little. The ideal snack tomato for growing in pots on the balcony and terrace. Fruit weight approx. 8 g.



To 57 **RS-To-02.24**
(Weiße Ribisel)



Weiße Ribisel (white currant) variety is the perfect snack tomato for outside cultivation. Its masses creamy white, 1 - 2 cm large fruits ripen early and delight with their incredible sweetness and full-bodied aroma. It originates from a wild tomato cross, which guarantees strong, extremely healthy growth until autumn and makes pruning unnecessary.





1 Laboratory thresher

The thresher designed for smaller quantities is mainly used by us for small to medium-sized batches. Thanks to good adjustment options, it also achieves good pre-cleaning during threshing and can be used for everything from the smallest flower seeds to beans.

2 Air-Sieve

The all-rounders are almost always the first cleaning step, and often the only one. With three interchangeable sieves, small and large trash can

be separated from the grain very effectively. In addition, a pre-wind sifter extracts very fine dust and the post-wind sifter separates light husks and empty grains from seeds.

3 Vibrating table

Also known as a weight separator, it sorts into different fractions depending on the density of the individual grain.

4 Laboratory ascending separator

This device can be set to 100ths and separates small quantities very precisely according to weight and air resistance.

5 Color separator

It helps where the »analogue« machines reach their limits and can sort not only by size and shape, but also by color and surface structure in the visible and infrared spectrum.

Seeds processing

As seed processors, we are right in the cycle from seed to plant back to seed. Our work begins with the plants carefully tended by the team of gardeners and, after cleaning, leads to seeds diagnostics. If everything fits there, we move on to filling and sales. However, our work only ends when you open the bag, sow and grow your seeds at home and are satisfied with the quality. To meet our own quality standards, we are in constant dialogue with the other teams of ReinSaat.

We and our machines have to run like well-oiled clockwork to clean over 1000 different batches of seed from the first harvests in summer to the sales season in winter. After the harvest, the crops are laid out to dry. This is where our work begins: dry batches are first threshed and then cleaned using various machines. If this goes smoothly, a batch only stays with us for one day.

Our color separator is also used for more difficult areas. If this does not achieve the desired result either, we lend a hand ourselves and the chaff is separated from the grain by hand. This process is both a logistical challenge and characterized by creative decisions. Seed size and stocking vary from year to year, not every crop is grown every year and new varieties are constantly being added, so new challenges are the rule rather than the exception. From the tiny seeds of elf mirror or mullein to tomatoes, peppers, spinach and beans, every seed you buy from us passes through our hands. This responsibility and challenge make this job something very special for us.

www.reinsaat.at





Impressions from our
seed processing

Wash out the seed ...

strain ...

dry ...

supply

Zucchini/Courgette

Cucurbita pepo var. giromontiina

Sowing: pre-cultivation from mid-April for planting from mid-May (after the last frosts); direct sowing outdoors from beginning of May (in warm locations)


Distances: plant spacing 100 × 100 cm

Required quantity of seeds: approx. 50 g/acre

Sowing depth: approx. 3 cm

Thousand seeds mass: 100–200 g

Propagator: ARC, BSA, DBO, FPE, GHO, JPE, MAH, NJE, PWA, RFE, ROS, SAT



Zu 8

Zucchini *Selection ReinSaat*

Bushy growth, high-yielding variety with short internodes. Long, slender, club-shaped, beautiful dark green marbled fruits.

Harvested young, with a fruit length of 15 – 20 cm and a soft skin, ReinSaat selection variety has very fine mild taste. Fantastically diverse uses.



Zu 10

Cocozelle von Tripolis

Undemanding, easy to cultivate zucchini variety with medium-late fruit start and strong growth. Forms long, dark green striped fruits with fine flesh and excellent taste. Very high yield potential. Popular hobby gardener variety.



Zu 18

Tondo chiaro di Nizza

Initially bush-shaped, later short shoots, early ripening, high-yielding variety with very decorative, spherical fruits. Delicate, light green balls are lightly marbled and can already be harvested the size of an orange (Ø approx. 12 cm). Firm, white, very tender flesh with a soft skin. Can be used in many dishes.





Zu 11
Costates Romanesco



ReinSaat breeding. Bush-shaped, large plants with long, cylindrical-club-shaped fruits that show clearly protruding light green ribs, especially when young. Decorative, star-shaped cross-section. Medium-late fruits start. Soft skin and very good fine aromatic taste.



Zu 12
Striato d'Italia

Medium early ripening variety with a bushy, vigorously growth. Forms very beautiful, cylindrical, dark green marbled zucchini with distinctive, light stripes. White flesh with a delicate, aromatic taste remains firm to the bite and shape-stable even when cooked. Ideal harvest time with fruits length of 20 – 35 cm.



Zu 13
Black Beauty

High-yielding, medium-early ripening zucchini variety with beautiful, straight, shiny dark green fruits. Bush-shaped, open, vigorously growing plants with short internodes. Very tasty, smooth, fine-skinned fruits. Optimal harvest fruits length. 20 – 25 cm



Zu 9
Zuboda

Mainly bush-shaped zucchini with green, slightly marbled, elongated fruits. Mildly aromatic, firm flesh with very little seeds content. Harvest begins approx. 6 weeks after planting. Easy harvest through open growth. Early ripening variety with good yields.



Zu 15 Alberello

Zu 15
Alberello

Bush-shaped zucchini variety with open growth and rich, early fruits start. Forms long, cylindrical, slightly curved fruits with delicate, light marbling. Firm, white flesh has a fine consistency and is extremely tasty. Mid-early harvesting maturity.



Zu 25 Gold Rush

Zu 25
Gold Rush

High yielding, medium early, bush-shaped zucchini variety with short internodes. Fruit length approx. 20 cm. Elongated, goldish-yellow fruits have an extremely delicate, intensely aromatic taste. Smooth, waxy, shiny skin and very delicate, fine flesh with low content of seeds.



Blooming delicacies

In order not to reduce the yield, only the long-stemmed, male flowers should be harvested. Open flowers should be harvested in the morning hours. Carefully remove the pistil, dip briefly in cold water and drain well. Blooming delicacy when raw, grilled or fried.

Onion seeds

Allium cepa

Sowing: in March for planting in April
Distances: 25–30 × 5 cm
Required quantity of seeds: 30–60 g/acre
Optimal number of plants: min. 100 plants/m²
Sowing depth: approx. 2 cm
Thousand seeds mass: 3–4 g
Propagator: ASC, FPE, HIS, JPE, MOM, NJE, RFE, RUL, TOE



Zw 11
Rote Laaer

Bauernsaat breeding. Beautiful, round to flat-round, purple-red onion variety with good skin strength and sturdy foliage. White, spicy, sharp and sweet flesh with fine red rings. Ideal variety to grow in dry conditions. Good shelf life. Vegetation period 130 days.



Onion propagation, in the background the hall built in 2016



Zw 15
De Brunswick (crimson red)

Red, flat-round onion variety with excellent shelf life. The very firm flesh is initially white, turns lightly reddish when ripe. De Brunswick has a spicy taste and is slightly more pungent than that of brown-skinned varieties. Vegetation period 130 days.



Zw 31
Grenada

High-yielding, early to mid-early ripening, round, excellent table onion variety with carmine-red-purple, firm skin and white flesh with red borders. Fruit weight approx. 125 g. Mild, fine taste, excellent salad onions. For fresh consumption and mid-term storage. Vegetation period 110–115 days.



Zw 28
Avalon

Fantastic, medium-early ripening onion variety with a fine neck and firm, pure white skin without any green touch. Vegetation period approx. 125–130 days. Fruit weight approx. 115 g. Round, medium-sized, densely filled onion with fine, white flesh of excellent taste and pleasant sharpness. For the fresh market sale. Medium shelf life.





Zw 18
Ramata di Milano

Rossa di Milano is a fantastic high-yielding variety with good storage life. Forms red, medium-sized, highly rounded onions with broad shoulders. Good shell strength. Delicate taste with mild spiciness, ideal for raw consumption and for fresh market sale. Vegetation period 135 days.



Zw 13
Federica



ReinSaat breeding. Under variety examination. Seeds for trial cultivation. Large, flat-round onion with a purple, firm skin and white, flesh with a red border. Aromatic sweet taste with good sharpness. Ideal salad onions, especially suitable for raw consumption. Good shelf life. Vegetation period 130 – 135 days.



Zw 30
Karmen

Medium-early ripening, crimson-red onion variety with very good shelf life. Vegetation period 125 – 130 days. Fruit weight 130 g. White, pleasantly spicy firm flesh with fine purple-colored rings. Suitable for sowing onion and for onion sets cultivation.




Zw 16
Red Baron

Dark red, flat-round, large onion with good skin firmness. Bolt-resistant, medium-early ripening variety with good yield. Suitable for the fresh market sale, especially for selling bunched spring onions. Can be stored well into winter.




Zw 17
Rossa lunga di Firenze

Beautiful, glowing reddish-purple, early to medium-early ripening variety with bottle-shaped, elongated bulbs. Tender, white flesh with a fine, sweet, mild taste. Later sowing at the end of May produces onions with sturdier tops and more intense sharpness. Can be stored for a limited time. Vegetation period 135 days.



Zw 12
Stuttgarter Riesen

Early to medium-early ripening, golden-yellow onion with very good skin firmness and excellent storage life. Large, flat-round onions reach a weight of approx. 115 g. Very good, aromatic taste with a pleasant sharpness. Tried and tested variety for growing onion bulbs. Vegetation period 120 – 125 days.




Zw 10
Gelbe Laer

Bauernsaat breeding. Medium-early ripening, round to flat-round, brown-yellow onion variety with good skin firmness. White, spicy, sharp flesh with a note of sweetness. Suitable for sowing and for onion bulbs cultivation. Very good shelf life. Vegetation period 130 days.



Zw 14
Schoderleer

Bauernsaat breeding. Well known Austrian, oval-round onion variety. The evenly ripening onions have a very intense taste with a mild sharpness. Good storage life. Vegetation period 130 days.



Bunching/Spring Onions

Allium fistulosum

For outdoor cultivation with intervals sowing from mid-January for planting from mid-March, last sowing at the end of June for planting in late July

In greenhouse from mid-July for planting from mid-August

Direct sowing: outdoors in intervals from March to July, in greenhouse in August

Distances: direct sowing row sowing 25–30 × 2 cm; planting: 30 × 20 cm

Required quantity of seeds: approx. 50 g/acre

Sowing depth: approx. 2 cm

Thousand seeds mass: 3–4 g

Propagator: RFE, SAT



Zw 21
Ishikura Long White

Robust, uncomplicated bunching onion with long, thick, very upright, white stems and fresh, green leaves. Without classic bulb formation. Pleasantly mild-spicy taste. Thrips-tolerant. For overwinter cultivation for bunching onion in spring, for summer sowing harvest in autumn. Frost hardy variety.



Onion seeds



Zw 20 **Winterheckenzwiebel Cosmo**



Breeding ReinSaat. Perennial, robust, fast-growing variety, which can be harvested from early spring through summer, even in winter if the weather is mild. Cluster-forming, continuously vigorous growth with stocks up to 40 cm high. Aromatic, typical taste of chives. Winter hardy variety.



Onion bulbs / Shallots

Allium cepa

Distances: 30 × 5–10 cm
Required quantity of seeds: depending on size 3–7 kg/a
Sowing depth: 4–5 cm
Propagator: PRO, RFE, TOP

Onion bulbs for spring

Orders of onion and garlic sets of 2.5 kg or more are treated as a separate order due to logistical and quality assurance reasons (plus extra shipping costs).



Zw 51
Sturon

Large, round, bolt-resistant onion variety with a yellow-brown, firm skin and good shelf life. Medium-early harvest maturity and good yield. Onion bulb size 10–14 mm. Very good shelf life until spring.

Delivery from the middle/end of February.





Zw 53 Steckzwiebel Stuttgarter Riesen

Early to medium-early, golden-yellow onion variety with very good skin firmness and excellent storage life. Large, flat-round onions reach a fruit weight of approx. 115 g. Very good, aromatic taste with pleasant pungency. Now for the first time also available as onion sets.

Delivery from the middle/end of February.



BIO



Zw 52 Red Baron

Dark red, round to flattened, large onion with good skin firmness. Bolt-resistant, medium-early ripening variety with good yield. Suitable for fresh market sale, especially for selling bunching onions. Can be stored well into winter.

**Delivery from mid-March.
Separate order.**




BIO



Zw 61 Schalotte, Laaer Rosa Lotte

Breeding Bauernsaat. Very stable Austrian regional variety with round, pink, mild-spicy shallots. Required quantity of bulbs: 4 – 7 kg/acre (for 100 m²) with 12 – 15 cm plant spacing and 25 cm row spacing. Good shelf life.


Delivery from the middle/end of February.




Zw 62 Schalotte, Red Sun

Dark pink to red, round shallot with an excellent, mild-spicy taste. Top quality for the gourmet kitchen. Required quantity of bulbs: 4 – 7 kg/acre for 100 m² with 12 – 15 cm plant spacing and 25 cm row spacing.

Delivery from the middle/end of February.



Onion bulbs for autumn



Zw 58 Wintersteckzwiebel Shakespeare

The round, firm winter onion Shakespeare has good skin firmness and a long storage life. The variety is bred for overwintering cultivation and delivers very early yields. Planting time until the end of October.

Delivery in September



BIO

Garlic

Allium sativum

Planting: in early autumn,
delivery in September

Distances: 30 – 50 × 10 – 15 cm

Required quantity:
approx. 15 kg/acre

Sowing depth: 5 – 8 cm

Propagator: GLD, WAP



Kn 1 Sprint

Sprint is one of the scapes-forming garlic varieties and forms young offset bulbs from the beginning of June. Beautiful, white, violet flamed garlic with 8 – 12 aromatic, sharp, white cloves in a light color bulb wrapper. Early ripening variety with good shelf life and excellent winter firmness.

Garlic delivery in September.




Kn 5 Flavor

Spicy, white autumn and spring garlic with 10 – 15 narrow, delicate pink cloves in firm, white bulb wrapper. Slow growing and early maturing annual variety. Planting from the end of September to mid-October and in very early spring. For fresh market sale, ideal for drying and storage.

Garlic delivery in September.



BIO



Kn 6 Therador

Kn 6
Therador

Crisp, spicy, white with a delicate pink marbling in color autumn garlic variety. Therador can be planted from September to December and is ready for harvest in June the following year. Sturdy white bulbs survive even severe winters and deliver high yields. Good shelf life.

Garlic delivery in September.



BIO

Potatoes

Solanum tuberosum

Orders of potatoes of 2.5 kg or more are treated as a separate order due to logistical and quality assurance reasons (plus extra shipping costs).

Planting: end of April – end of May
Distances: approx. 30 – 40 × 65 – 75 cm
Required quantity: 25 – 35 kg/acre
Sowing depth: approx. 5 – 10 cm
Propagator: ELB, NOS




Ka 3
Annabelle

Very early, waxy, yellow potato variety that produces high yields even on heavy soils. Long oval, greasy, firm potato with a firm skin. It should not be cultivated on soils, which are sensitive to scab infection. Good storage life.

Pre-order from December.
Delivery: February/March



BIO




Ka 10
Ditta

Medium-early ripening, robust Austrian potato variety. Waxy potato with a yellow, smooth, firm skin and an aromatic, balanced taste. Ideal for salads. Needs medium-heavy soils, regular nutrient and water supply. High nematode resistance.

Pre-order from December.
Delivery: March.



BIO



Ka 11
Laura

Predominantly waxy, particularly beautiful, red-skinned potato variety with deep yellow, tasty flesh. Medium-early ripening, long-oval potatoes, that do not grow deep-rooted and are highly resistant to nematodes. Can be stored very well.

Pre-order from December.
Delivery: March.



BIO



Ka 16
Agria

Uncomplicated, medium late, predominantly floury cooking potato with high yield potential and very good storability. The tubers are elongated-oval and yellow-fleshed. Due to the high starch content and spicy-strong taste, Agria is particularly suitable for cooking, deep-frying, mashing and as jacket potato.

Pre-order from December.
Delivery: March.



BIO



Propagator Robert Wapfl (WAP) and DI Tobias Mayr from ReinSaat talking about the garlic harvest



Variety		Cook type	Shape	Shell color	Flesh color	Ripening period/days	Storage life
Potatoes							
Ka 3	Annabelle	waxy	long oval	yellow	yellow	very early, 90–110	moderate
Ka 10	Ditta	waxy	long oval	yellow	yellow	midle early, 130–150	very good
Ka 11	Laura	predominantly waxy	oval	red	dark yellow	midle early, 130–150	very good
Ka 15	Heidemarie	waxy	long oval	yellow	yellow	midle early, 130–150	good
Ka 16	Agria	floury	long oval	yellow	yellow	midle late, 130–150	very good
Ka 20	Heiderot	waxy	long oval	red	red marbled	midle late, 140–160	very good
Ka 25	Blaue Anneliese	waxy	oval	blue	blue	late, 150–170	very good



Ka 15
Heidemarie



Heidemarie is a medium-early ripening waxy potato variety with a yellow skin and deep yellow flesh. Long-oval potatoes have an excellent, aromatic taste. Very robust variety with high resistance to late blight. Good shelf life.

Pre-order from December.
Delivery: February/March.



Ka 20
Heiderot



Strongly colored, medium-late ripening, waxy potato variety with long oval, red-skinned tubers. Intense red colored flesh with an aromatic, slightly buttery taste. High yield potential and nematode resistance.

Pre-order from December.
Delivery: February/March.



Ka 25
Blaue Anneliese



Very late ripening, waxy potato variety with deep blue skin and intense dark blue colored flesh. The long ripening time gives the Blue Anneliese its pleasantly strong taste with a slightly chestnut-like aroma. High-yielding variety with good shelf life.

Pre-order from December.
Delivery: February/March.



Rarities of varieties/ Special vegetables

Propagator: AMA, BPP, GBL, GH0, JAN, LEI, LVS, MAH, MOM, OHG, RFE, SAT



Gu 18 Armenian Striped



CV 147 Strawberry Spinach

Chenopodium capitalum

The eared strawberry spinach is an annual, extremely attractive plant that grows 20 to 60 cm tall and has a basal rosette of leaves. The pointed, serrated leaves can be used like spinach, but despite the eponymous, light red, edible fruits growing in the leaf axils, they have no strawberry flavor.



Sp 30 New Zealand Spinach

Tetragonia tetragonioides

The plant initially has a slightly longer development period, but then branches out strongly and grows almost ground-covering. The triangular, fleshy leaves can be harvested all summer and taste a little stronger than spinach leaves. Sowing for pot cultivation in warm rooms from March to May, for outdoor or balcony cultivation – sowing from April.



CV 16 Malabar Spinach, red

Basella rubra


Attractive, fantastically high-yielding climbing plant with pretty lilac flowers and countless, fleshy leaves with a taste reminiscent of young corn on the cob. Gives green salads an aromatic note and can be steamed like spinach. Warmth-demanding, frost-sensitive, annual variety in the Central European climate.



CV 156 Tree Spinach

Chenopodium giganteum

Tree spinach is an annual, tasty, uncomplicated leafy vegetable with leaves, which are very digestible when cooked as spinach or raw as a colourful salad addition. very digestible when cooked as spinach or raw as a colourful salad addition. Older leaves contain a lot of oxalic acid and are not recommended for consumption. Light germinator.



CV 158 Chinese Multicolor Spinach

Amaranthus tricolor

Heat- and drought-tolerant leaf amaranth with a spectacular play of colours in shades of violet, green and bordeaux. Young, tender, juicy, thick-fleshed leaves are excellent as a raw and spinach substitute, for salads and are traditionally eaten fried or steamed in Asia. Grows up to 1.5 m, prefers sunny and warm locations.



CV 94 Chinese Mallow

Malva verticillata

Rosette-forming, salad- and leaf-vegetable plant, originally from East Asia. The green, curled leaves can be steamed or cooked like spinach. Year-round harvesting is possible by pruning. Small, finely aromatic flower buds are also edible.





CV 12 Earth almond *Cyperus esculentus*

Earth almonds form underground many 1 – 2 cm large, round, oily, brown tubers with a pleasantly sweet, nutty taste. Can be eaten raw, roasted, cooked or ground. This variety was selected at the test center Wies LVZ. Pre-cultivation from April for planting outdoors from May. Germination period can take up to 6 weeks.



Earth almond

To avoid uncontrolled spread of this plant, we recommend cultivation **in a pot.**



CV 10 Andenbeere *Physalis peruviana*



ReinSaat maintenance breeding. This particularly large-fruited, high-yielding variety of wild cape gooseberries, growing as a 1 – 2 m high bush, was bred by ReinSaat in cooperation with HBLVA Schönbrunn (Institute of Research and Education). Bright dark golden-yellow, very large, vitamin-rich berries with a sweet-sour, delicious aromatic taste.



CV 11 Strawberry Tomato Molly *Physalis grisea*

Cherry-sized, yellow berries that ripen in beautiful lampions with a fruity, very sweet taste reminiscent of gooseberries. The early variety, ready for harvest from June, can be cultivated outdoors without any problems. Ripe fruits fall off when ripe and can be stored for several weeks, also suitable for freezing.



CV 35 Green Tomatillo *Physalis ixocarpa*

Attractive high-yielding tomatillo variety with green fruits ripening in decorative, dark green striped lampions. Pleasantly spicy taste with moderate sweetness. Ideal as a basis for salsa sauces and chutneys. Tomatillos are strict cross-pollinators and must be planted at least in pairs.



CV 34 Tomatillo Purple *Physalis ixocarpa*

Traditional Mexican tomatillo variety with 3–5 cm large, tomato-like fruits in light green lampions. The tomatillos, which ripen from green to purple, taste from sour to sweet and spicy, depending on their degree of ripeness. The ideal basis for hot salsa sauces flavored with chilli and coriander. Tomatillos are plants that require cross-pollination. For this reason, at least 2 plants have to be cultivated.



CV 45 Tomatillo Amarylla *Physalis ixocarpa*

The very high-yielding Tomatillo variety delivers large, yellow fruits with a sweet and sour taste and significantly more sweetness than other Tomatillo varieties. Fruits harvested unripe white must be cooked for consumption. Ripe, yellow fruits are also suitable for eating raw. Ideal for classic Mexican salsa. Tomatillos are strict cross-pollinators and must be planted at least in pairs.



CV 48 Queen of Malinalco *Physalis ixocarpa*

This special tomatillo variety impresses with its long, conical fruits in a typical parchment shell on tall plants. It is recommended to be tied to a vertical support. Its exotic, fruity-sweet taste is exceptional. When harvested unripe, suitable for Mexican salsa, grilling and roasting. Fully ripe, it can be eaten raw as a fruit.



CV 41 Artichoke Green Globe *Cynara cardunculus ssp. scolymus*

The edible flower of the artichoke plant is an absolute delicacy. Sow from February in pots. Prick out early after germination. Plant from mid-May in sunny locations on well-fertilized soil. The buds are harvested just before flowering in the second year. Protect from frost. Vegetative propagation is also possible.





CV 49 Bittergurke Goya

Momordica charantia L.

Annual vigorously growing plant from pumpkin family for protected cultivation. Climbing aid is required. This variety from Japan produces bitter fruits up to 25 cm long, which turn orange when ripe. Its bitter fruits have a health-promoting effect. The green fruits are only eaten when cooked. Pinch off the tip of the seed coat before sowing for better germination.



CV 40 Luffa

Schwammgurke · *Luffa cylindrica*

This heat-loving pumpkin variety with its magnificent flowers is similar to cucumbers in its cultivation. Luffa forms cucumber-like fruits up to 30 cm long, which are harvested young and edible when steamed. Skeletal parts of the ripe fruits are popular zero-waste kitchen and bath sponges.



Sustainable: skeletal parts of the ripe fruits of **CV 40 Luffa** can be used as kitchen and bath sponges.



CV 52 Litschi Tomato

Solanum sisymbriifolium

This variety of the vigorously growing, semi-determinant lychee tomato is similar to the tomato family. However, it's characterized by strong thorns on the trunks, leaves and fruit shells. These fruits are in shape of cocktail tomatoes, in terms of taste, are reminiscent of physalis, cherry and melon.



CV 44 Cardy

Cynara cardunculus

Thistle-like plant, closely related to the artichoke, with a sturdy shaft and very long, silver-green, fanned and prickly leaves. Only the up to 80 cm long, bleached, thick-fleshed leaf stalks with an artichoke-like, intense taste are harvested. For sunny, sheltered locations with a profound and fertile soil.



CV 39 Horned cucumber Kiwano

Cucumis metuliferus

Annual, strong-growing, warmth-loving climber with 7–12 cm long, prickly, green to orange-yellow, oval fruits. Emerald to yellow-green, jelly-like flesh with soft pits. With its fruity-sweet, fresh aroma reminiscent of melon, kiwi and banana. Can be stored for a few months (at room temperature).



CV 13 Garden orache, ruby red *Atriplex hortensis* var. *rubra*



Very nice local variety from Burgenland with slim, bright purple-red leaves. In the young stage, the whole young plant (shoot and leaves) can be harvested, in later maturity individual leaves and shoot tips. Garden orache is a delicious spinach vegetable and a decorative salad addition.



CV 155 Garden Orache Mix Tricolor *Atriplex hortensis*



Attractive mixture of light green, dark green and red garden orache. Plant outdoors from the beginning of March to the end of May for harvesting from mid-April to the end of July. The freshly harvested, mildly aromatic leaves are an ideal addition to colorful salads. When cut as a whole plant, the colorful garden orache can be cooked like spinach



CV 93 Garden orache Mondsee *Atriplex hortensis*



Large-leaved garden orache Mondsee with light green leaves on green-yellow striped stems. The young plants can be cut in whole for approx. 6–8 weeks, after which they can be harvested continuously. When raw, garden orache Mondsee brings a pleasantly mild taste to salads and, when blanched, develops a slightly sour taste.





CV 103 Melothria
Melothria trilobata

Very productive, fast growing climbing plant. From July until the first frost, bears countless, green-white marbled, approx. 2 – 3 cm large fruits in the shape of mini melons. Harvested small, the aromatic, finely sour fruits are particularly crisp. Delicious snack and pickled vegetables. Frost-sensitive variety.



CV 14 Haferwurz Sandwich Island
Tragopogon porrifolius

ReinSaat EHZ – maintenance breeding. The tasty, healthy root vegetable was considered a delicacy in Northern Europe until the 19th century. The strong, 15 – 30 cm long roots are harvested in the first year from September to flowering in spring. Can be used like black salsify. The filigree, purple flowers are a delicious eye-catcher in every salad.



CV 25 Asparagus lettuce
Chinesische Keule


Lact. Sativa var. angustana. ReinSaat – maintenance breeding. High-yielding vegetable specialty from East Asia with thickened, club-shaped stems up to 1 m long. The juicy meaty marrow stalks have a slight kohlrabi taste and can be eaten raw or cooked/steamed/fried. Used without leaves and peels. Excellent wok vegetables



CV 104 Okra. Propagation
at our Greek cooperation
farm BPP Eisenbach

CV 104 Okra
Abelmoschus esculentus

Okra is one of the oldest vegetables. The annual plants, which grow up to 2.5 m high, produce upright pods 10 - 15 cm long. They taste mild, slightly tart and sourish-piquant and can be used in many ways in the kitchen. Also suitable for deep freezing.



CV 47 Snake gourd
Trichosanthes cucumerina

Annual, vigorously growing, cold-sensitive creeping variety (climbing aid required) for protected cultivation. It forms beautiful, white, threadlike frayed flowers. 30 – 40 cm long fruits can be peeled and freed from seeds for stews, curries, sauces and enjoyed baked. Fine taste of asparagus, peas and cucumber.



Gu 17 Armenian Green
Cucumis melo var. flexuosus

This cucumber specialty from the Mediterranean region is actually a melon and produces up to 50 cm long, dark green, slightly hairy fruits with a mild, cucumber-like flavor and low seed content, which can be eaten with the skin. Protected cultivation with a climbing aid is recommended.



Gu 18 Armenian Striped
Cucumis melo var. flexuosus

This cucumber specialty is actually a melon. The long (up to 50 cm), slender, dark-light green striped, slightly hairy fruits taste mildly cucumber-typical with a slightly sweet note when harvested young and are completely bitter-free. The flesh is white, slightly fluffy with a small amount of seeds. Protected cultivation with a climbing help is recommended.



Culinary and aromatic herbs

Propagator: ASC, BPP, DBO, FPE, GHO, LEI, NJE, PAN, RFE, ROS, SON, WAP

Basil

Pre-cultivation: for outdoor cultivation from March

Direct sowing: from the beginning of May, is recommended to prick out seedlings in small clusters.

Planting: outdoors from the beginning of May to June, soil temperature min. 10°C

Germination temperature: 15–20°C

Distances: 25 × 20 cm

Seeds requirement: 3–4 g/1000 plants

Harvest: after 2–3 weeks, in winter after 8–9 weeks

Sowing depths: lay flat to approx. 1 cm, do not allow to dry out during germination

Thousand grain mass: 1,0–1,7 g


Propagator: ARC, BPP, DBO, FPE, NJE, OHG, PAN, RFE, SAT



Kr 9 Basilikum a foglia di lattuga

Ocimum basilicum


Also known as Neapolitan basil, it is a fine aromatic, compact and densely growing, extremely large-leaved variety. The beautiful, light green, strongly wavy leaves reach the size of lettuce leaves with a length of 8–12 cm. Ideal for wraps. Sowing direct outdoors from early May, planting seedlings outdoors from mid-May to June. Light germinator.



Kr 6 Sweet basil

Ocimum basilicum


Very branchy, high-growing variety with beautiful, medium-sized, pointed leaves. With its typical basil aroma, it is mainly used in tomato dishes. Ideal variety for pot cultivation. Light germinator. Sowing outdoors from early May.



Kr 11 Genovese Basil

Ocimum basilicum

Glowing dark green basil with fine spicy, large, wavy leaves. Annual, 40–60 cm high, warmth-loving, frost-sensitive variety. The young shoots and leaves can be harvested continuously. Pre-cultivation from mid-April or direct sowing from the beginning of May. Light germinator, only cover a little with soil. Also available as seed disc.



Kr 8 Basil mixture, green/red

Ocimum basilicum

Colorful mixture of the green-leaved Genovese basil and the red-leaved basil Rosso. This mix is a pleasure in terms of color and taste. Ideal for pot cultivation. Pre-culture from mid-April or sowing outdoors from early May. Light germinator. Also available as a seed disc.



Kr 16 Basil Italica

Ocimum basilicum

Aromatic, intensely fragrant, Italian selection with large, light green, slightly blistered leaves. Height 40–60 cm. Warmth-loving, frost-sensitive variety. Fresh and dried leaves are an indispensable part of Italian cuisine and give spicy and sweet dishes a fine aromatic note. Light germinator.





Kr 12 Red Basil

Ocimum basilicum

Rosso is a very decorative, red-leaved, approx. 30 cm high growing basil variety. The strongly colored, aromatic leaves add a strong visual and taste accent to salads and cooked dishes. Warmth-loving, frost-sensitive variety. Ideal for pot cultivation. Light germinator, only cover a little with soil.



Kr 4 Bush Basil

Ocimum basilicum var. minimum

Shrub Basil. Very compact basil that grows in strongly branched, low bushes with small, light green, extremely aromatic leaves. Attractive, late-blooming variety, also ideal for growing in pots in sunny, protected places. Perennial in warm winter. Also called Greek basil. Light germinator.



Kr 7 Lemon Basil, Sweet Dany

Ocimum basilicum var. minimum


Sweet Dany grows bushy upright of the height approx. 30 – 60 cm with large, dark green leaves and beautiful white flowers. As a spice and tea herb, brings an intense aroma of lemon and basil to food and drinks. Can be used fresh and dried. Light germinator. Cover only a little with soil.



Kr 13 Small-leaved lemon basil

Ocimum americanum


Small-leaved, very aromatic herb with a stunningly sweet, fine lemon taste. The small leaves and white flowers are extremely delicate and give a fruity, fresh note to desserts. Lemon basil can be used fresh and dried to flavor for food and tea. Cold sensitive variety. Light germinator



Kr 63 Thai Lemon Basil

Ocimum africanum

Light to medium green leaves with pink flowers for use as a tea and spice herb. Wonderfully aromatic flavor bouquet of lemon, anise and liquorice with a pleasant sweet note. Bee pasture.



Kr 60 Basil Tulsi

Ocimum tenuiflorum

This annual Ayurvedic medicinal plant from India exudes an intense, fruity-sweet fragrance and is ideal for teas and Thai curries. Basil Tulsi prefers warm, windless, humus-rich locations. Sow from March in pots, from May direct sowing outdoors. Light germinator.



Kr 3 Thaibasilikum

Kr 3 Thai Basil

Ocimum basilicum

The slightly sweet taste of the green, medium-sized leaves with a delicate purple tinge is reminiscent of a mixture of anise and liquorice. Very beautiful, pink-purple blooming basil with dark purple stems. Adds fine aromatic flavor for many dishes and curries (use fresh for seasoning, basil should not be cooked) Light germinator.



Kr 5 Cinnamon Basil

Ocimum basil. Var. cinnamomum

Cinnamon basil combines taste of basil and cinnamon into a wonderful bouquet of flavors, which reminiscent of oranges and cloves. Extremely decorative, 30 – 60 cm high plant with large leaves and purple flowers and stems. Warmth-loving frost-sensitive annual variety. Light germinator.




More culinary and aromatic herbs



Kr 43 Ruby dock (bladder dock)

Rumex vesicarius

This annual, approx. 30-60 cm high leafy vegetable provides juicy thick-fleshed leaves with a fine aroma and pleasantly delicate acidity. It is excellent as an addition to salads, cold soups or for pesto. Attractive inflorescences with red veined parchment cover (also suitable for floristry). Pre-cultivation from April, planting outdoors from mid-May; continuous harvesting of young leaves.



Kr 15 Winter savoury

Satureja montana


Winter hardy, perennial herb with a typical, spicy-peppery savory aroma. Very attractive, bushy-spreading subshrubs, 20 – 40 cm height. Both the delicate white-purple flowers and the fine leaves can be used fresh and dried. Light germinator, only cover a little with soil.



Kr 52 Red veined sorrel

Rumex sanguineus L.


The red veined sorrel is a variety of the cultivated sorrel. In spring tender young leaves can be used for salads, soups and herbal mixes. Sorrel has a blood-cleaning and appetising effect.



Kr 14 Savoury, annual

Satureja hortensis


Annual herb variety with an aromatic, spicy taste. Use fresh or dried leaves for bean dishes, soups and raw vegetables. Strongest flavor shortly before the start of flowering. Direct sowing from the end of April to June, approx. 80 g/100 m², pre-cultivation approx. 2 g/1000 plants. Frost-sensitive variety. Light germinator.



Kr 40 Borage

Borago officinalis


Annual herb variety with up to 1 m growth. Both the beautiful, strongly haired leaves with a fresh-sour cucumber flavor and the delicate, purple-blue, star-shaped flowers are used in the kitchen and natural pharmacy. Sowing outside: March to June. Spacing between rows: approx. 40 cm. Harvest: June to October.



Kr 17 Dill

Anethum graveolens

Annual, up to 1 m tall, richly leaved culinary and medicinal herb. Fresh or dried dill tips give salads, fish and vegetables dishes an aromatic, spicy note and also have a digestive effect. Dill blossoms are highly recommended as a mild seasoning for pickled cucumbers. Sowing outdoors: from April every 14 days.



Kr 18 Tetra Dill

Anethum graveolens


Annual, robust, tall, thick-leaved herb variety with voluminous foliage. Young leaves, shoot tips, semi-ripe umbels, and dry seeds can be used. Suitable for bundles. Sow from March to July every 14 days directly outdoors. Seeds requirement: 80 – 120 g/100 m². Row spacing 25 cm.



Kr 19 Sweet fennel

Foeniculum vulgare

Perennial herb and tea plant with slow development and later seeds setting. If sown early, the seeds can be harvested in the first year. The green herb and roots are used in the kitchen. Height approx. 1.5 – 2 m. Direct sowing from April for seeds harvest, for leaves harvest until the end of May.





Kr 54 Greek mountain tea
Sideritis syriaca

Perennial, herbaceous ground-covering cushion shrub with velvety leaves and pale-yellow flowers. This drought-loving plant needs full sunny warm locations such as Mediterranean herb beds and dry stoned walls. Use fresh or dried leaves and stems to make aromatic tea with a typical cinnamon note. Cold temperature tolerant variety.



Kr 20 Chervil
Anthriscus cerefolium




Under variety examination. Seeds for trial cultivation. Annual, approx. 30 cm high culinary herb for soups, sauces and salads. Several sowings and cuts a year. Spring cultivation with sowing outdoors from mid-March. Recommendation: sowing from June for overwintering, suppresses flower formation. Harvest from mid-April to mid-October.



Kr 38 Thai Coriander
Coriandrum sativum

Annual herb typical for Asian cuisine with delicate, fine-aromatic leaves. Fresh green leaves with lemon note in taste for soups and meat dishes. Always add fresh coriander to the food shortly before the end of cooking. Sowing from mid-March to late May. Planting outside from mid-March to late May for harvest from mid-June to late August.



Kr 21 Coriander, small-fruited
Coriandrum sativum

Annual, approx. 30 – 60 cm high culinary herb for use of fresh leaves in soups, salads and meat dishes. Coriander seeds as an aromatic bread spice and addition to beet-root dishes. Late bolting variety. Sowing from June suppresses flower formation. Multiple cuts possible. By sowing from the end of July, overwintering is possible.



Kr 37 Korean Mint
Agastache rugosa

Vigorously upright growing, up to 80 cm high, winter-hardy tea and medicinal plant with an intensely spicy aniseed-mint aroma. Leaves and decorative flowers are suitable fresh and dried as an aromatic tea. Can be used to refine salads and stews. Has digestive, antibacterial effects. Bee pasture.




Kr 49 Cultivated sorrel
Rumex acetosa var. hort. L.

Perennial, winter hardy, 20 – 40 cm high plant with very decorative, large, slightly wavy leaves. The young leaves are an aromatic seasoning for salads, soups and in herbal mixtures. This herb has blood purifying and appetite stimulating effects. Harvesting from the outside of the plant, so that more leaves can grow back. Light germinator.



Kr 41 Caraway
Corum carci

Biennial, undemanding, frost-resistant herb with a strong, bitter taste. Appetizing and digestive. Growth height 90 – 100 cm. Sow from early March to late May and from mid-July to late August. Row spacing 40 – 50 cm. Harvest from mid-June to mid-August. Prefers moist locations. Light germinator.



Kr 22 Lavender
Lavandula angustifolia

Perennial, densely foliaged, blue-violet blooming culinary and medicinal herb. Prefers dry, sunny, lime-rich locations. Flowers from July to August, approx. 50 cm high. Strong pruning is recommended after harvest, otherwise flowering will be delayed in spring. Sow from March in greenhouse, direct outdoors from May. Uneven, slow light germinator.



Kr 58 Lavender Hidcote Blue
Lavandula angustifolia

Deep blue-purple inflorescences of this old, English lavender variety reach a length of up to 20 cm, are extremely colorful and exude their wonderful scent from June to August. Perennial bee pasture. Its compact, dense, low growth (40 – 50 cm) is particularly effective in flower beds and hedges. Hidcote Blue prefers fully sunny locations with water-permeable, calcareous, poor soils.





Kr 23 Lovage
Levisticum officinale

Perennial, also known as Maggi herb, up to 2 m high, aromatic and medicinal bees friendly herb. The typical Maggi taste is a fixture in European cuisine. For meat and vegetable dishes, soups, salads and spreads. Prefers humus and nutrient-rich, moist soils. Light germinator.



Kr 25 Dost/Wild Marjoram
Origanum vulgare ssp. vulgare

Perennial wild marjoram is a spice and tea herb with strong foliage, delicate pink flowers and an intense aroma. Use fresh or dried for tomato, meat and potato dishes, spice mixtures and as a spiced tea. Height 60 – 90 cm. Pre-cultivation in greenhouse from February, sowing outdoors from April. Bee pasture. Light germinator.




Kr 24 Marjoram, French
Origanum majorana

Annual, flowery aromatic culinary and medicinal herb, bee friendly plant. Height 30 – 50 cm. Fresh or dried used for potato and meat dishes, for sausage production and for spicy mixes. Sowing from March to May in pots, later prick out in clusters (3 – 4 plants). Prefers well drained, chalky soils in warm, protected locations. Light germinator.



Kr 46 Oregano Samothrake
Origanum vulgare ssp.

From Greece (Samothrace), perennial, frost-hardy herb variety with a fantastic taste. The aromatic-spicy leaves can be used both fresh and dried. Best seasoning taste when cut before flowering. Requires sunny, warm locations. Plant height approx. 40 cm. Plants spacing: approx. 30 x 30 cm. Light germinator.




The leaves of the Oswego herb develop their best flavor before flowering



Kr 26 Mint-leaved bergamot
Monarda fistulosa ssp. menthaefolia

Perennial culinary herb, also known as pizza herb, grows of 80 – 100 cm high, whose young aromatic leaves can be used fresh and dried. Very decorative, light purple-pink flowers. Multiple cuts possible. Can be propagated by division in spring. Prefers sunny locations. Bee pasture.



Kr 56 Perilla
Perilla frutescens

Annual, red to purple-colored spice plant with healthy, strong (approx. 70 cm) growth. In terms of taste, Perilla is reminiscent of coriander, parsley and mint with a slightly bitter note. The heavily toothed leaves are used raw in Asian cuisine for sushi and pesto. Crunchy seeds give salads a spicy-sharp note.



Kr 27 »Pimpinelle« Small Burnet
Sanguisorba minor

Biennial to perennial, approx. 30 – 60 cm high »little meadow button« is also known as cucumber herb or small burnet. Slightly toothed leaves harvested young, used both fresh and dried, to add an aromatic flavor in sauces, salads and soups. Continuous harvest possible. Good bee plant.



Kr 28 Sage
Salvia officinalis

Beautiful perennial tea, culinary and medicinal herb with silvery-green shiny, velvety leaves and a spicy bitter taste. Branched semi-shrub, 50 – 70 cm high. Sowing: pre-cultivation in greenhouse from February, outdoors – from May. Plants spacing: 40 x 30 cm. Prefers warm, protected location. Light germinator.





Kr 29 Blue fenugreek

Trigonella coerulea

Annual herb variety develops its spicy aroma strongly after drying. As a whole plant, finely ground, used as a popular spice for bread baking. The crunchy seeds give the Swiss »Schabziger cheese« its characteristic, spicy aroma. Leaves harvesting is the best before flowering.



Kr 55 Smoothie-Gras

Hordeum vulgare var. nudum

At young stage barley grass, which is extremely rich in vital substances, is simply cultivated on the windowsill or outdoors. Just 7 – 10 days after sowing, it provides fresh greens for healthy salads and, together with ripe fruits, pureed, vitamin-rich fruity smoothies.



Kr 48 Garlic Chive

Allium tuberosum

Perennial, robust plant with elongated bulb roots. The flat-round growing in bunches leaves can be harvested continuously. Mild, aromatic taste between chives and garlic. White flower blossoms, stems and buds are also used as a milder flavor. Also suitable for greenhouse cultivation. Light germinator.



Parsley


Petroselinum crispum ssp. Crispum

- Sowing:** March to beginning of July
- Distances:** 20–30 cm row spacing
- Required quantity of seeds:** approx. 100–150 g/acre, 1,5–2 g/m²
- Thousand seeds mass:** 1,2–1,8 g/a
- Sowing depth:** shallow seed placement until 1 cm – do not allow to dry during the germination (possibly cover with fleece)
- Propagator:** ADE, CRE, GST, MOM, PAN, RFE, ROS, SAT




Pe 10 Einfache Schnitt 3

Biennial, dense, long-stemmed cut parsley with smooth, dark green leaves. Very aromatic, well suited for drying variety, with rapid milky ripeness development. For salads, sauces, potatoes, meat and vegetable dishes. After sowing, keep the soil permanently moist until the germination.




Pe 11 Gigante d'Italia

High-yielding, tall and fast-growing, flat leaf cut parsley with large, dark green leaves and strong stems. Biennial, robust, approx. 30 – 50 cm high plant. Exceptionally good, intense aroma. Well suited for autumn cultivation: sowing in July; for spring cultivation sowing from the end of February.



Pe 13 Grüne Perle

Fantastic variety for outdoor and greenhouse cultivation. Heavy, densely filled, dark green fine curled foliage with and strong stems. Can be harvested after the winter until the new plants are ready for harvest, which ensures a year-round supply of parsley. After sowing, keep the soil well moist until the germination.



Pe 12 Mooskrause 2

Parsley with long-stemmed, medium to dark green, strongly curled leaves. Biennial, robust variety with strong, upright to semi-upright growth. Can be preserved for the winter months through rapid drying or freezing. Direct sowing from the beginning of March to the end of July. Harvest from early May to late November. Good regrowth.






Kr 47 Chives, medium-leaved


Kr 47 Chives, medium-leaved
Allium schoenoprasum

Vigorous chives with dark green, medium-thick, tight stalks and beautiful, purple flowers. Adds a delicately spicy onion note to salads, soups, sauces and spreads. Use fresh or dried. Perennial, winter hardy plant, flowering in the second year. Stalk height approx. 30 cm. Dark germinator.




Kr 31 Chives, thick-leaved
Allium schoenoprasum

Vigorous and upright growing, winter hardy, high-yielding chives variety. Thick, dark green stalks and large, purple flowers refine salads, sauces and soups with their spicy, hot aroma. Suitable for growing outdoors and for greenhouse cultivation. Sowing from March to July. Perennial variety.



Se 16 Gewone Snij
(ordinary cut) (cutting celery)

Vigorously growing, dark green leaf cutting celery variety, that can easily stay over winter outdoors in mild, frost-protected locations. Extremely aromatic leaves are a versatile condiment, fresh or dried. Suitable for fresh market sale and for processing. Sowing outside: mid-April to mid-May. Row spacing: 30 x 30 cm.




Kr 33 German winter thyme
Thymus vulgaris

Perennial medicinal and aromatic herb grows as a 30 – 40 cm high, evergreen subshrub. Indispensable, tart, aromatic herb for Mediterranean cuisine. Fresh or dried used for an effective cough tea. Prefers light, calcareous, dry soils. Heavier surfaces must not be too wet. Very drought tolerant.



Kr 44 Garden Rue
Ruta graveolens

Perennial, approx. 60 cm high culinary herbs and medicinal herbs. The gray-green, pinnate leaves have a strongly aromatic, slightly bitter taste and should only be used in small doses. Excellent seasoning for fish dishes. Pre-cultivation from March to June. Prick out singly or in clusters. Plants spacing 30 x 40 cm.



Kr 51 Large-leaved Wormwood
Artemisia absinthium

Branched, vigorously growing about 80 cm high perennial subshrub produces plenty of greenish-gray, felty foliage with a high content of active substances. With its strongly bitter aroma, wormwood is one of the most important medicinal and bitter herbs to aid digestion and to improve intestinal strength. Light germinator.



Kr 45 Hyssop
Hyssopus officinale

Perennial, dark blue blooming aromatic and medicinal herb, wonderful bee pasture. Border shrub approx. 60 cm high. Use of the fresh or dried leaves and flowers for spicy tea mixtures, salads, vegetable and meat dishes. Effective for stomach and circulatory problems. Hyssop prefers sunny locations. Light germinator.



Kr 34 Lemon balm
Melissa officinalis

Perennial culinary and medicinal herb with light green, fresh, aromatic, frost-sensitive leaves. Adds (fresh and dried) fruity, lemony note to food and drinks. Has antispasmodic and anti-inflammatory effects. Bushy up to 90 cm high, winter hardy plant. For warm, sunny locations. Bee pasture. Light germinator.





Mein Himmel

Mein Himmel ist hier und jetzt
 Mein Himmel ist meine Vorstellung von Himmel
 Er ist die Freundlichkeit, Verlässlichkeit, Anteilnahme
 bei Glücks- und Unglücksfällen
 Mein Himmel ist nicht voller Geigen
 sondern voll Solidarität
 Mein Himmel ist auch eine Utopie
 von einer gerechteren Welt
 in der Einsicht und Nachsicht
 tägliche Realität sein sollte

**Himmel ist das festgeknüpfte Netz
 ähnlich Denkender und Fühlender
 und das Glück ihm anzugehören**

Wenn es noch einen anderen Himmel geben sollte
 lasse ich mich überraschen


My Heaven

My heaven is right here, right now
 my heaven is what i imagine when i think of it
 it's kindness, reliability, sympathy
 with both strokes of luck and tragedies
 my heaven isn't filled with violins
 but with solidarity
 my heaven is also utopia
 of a righteous world
 with insight and leniency
 as an everyday reality

**heaven is the tightly fastened web
 of those thinking and feeling alike
 and the luck of belonging within it**
 should there be another heaven,
 i'll gladly be taken by surprise

ELFRIEDE GERSTL





Flowers and herbs

Flowers and herbs annual

Propagator: BSA, DBO, DOU, DST, FPE, GHO, GST, HOB, LEI, MAH, MAL, MPS, MOM, PAN, RFE, ROS, RUL, SAT, SFP



Colorful variety of asters at breeder Annegret Rose

Prinova-Asters

Callistephus chinensis

Outdoor cut flowers variety for summer and autumn harvest. Large, densely filled flowers with a relatively early blossoming period. The yellow center of the flower is typical for all colors until they have fully opened. Flower size approx. 10 cm. Pre-cultivation in March. Direct sowing: April/May. Blossoming from July. Height approx. 50 cm.

- B 154 Prinova Asters white
- B 155 Prinova Asters yellow
- B 156 Prinova Asters light pink
- B 157 Prinova Asters dark pink
- B 158 Prinova Asters dark red
- B 161 Prinova Asters dark blue
- B 162 Prinova Asters mixture



Claw-like China Aster

Claw-like China Aster

Callistephus chinensis

Attractive summer aster with densely double flowers that resemble chrysanthemums. Cut flowers for summer and autumn harvest. Large, flattened flowers when they open. Long and relatively blossoming period. Flower size approx. 10 cm. Pre-cultivation in March. Direct sowing: April May. Blossoming from July. Height approx. 50 cm.

- B 176 Claw-like China Aster Sorell
- B 177 Claw-like China Aster Karthäuser lila
- B 178 Claw-like China Aster Kameo pink





B 94 Summer Aster
Callistephus chinensis

The mixture of single-bloom, half-height (approx. 50 cm) summer asters provides a wonderful bouquet of flowers in white, pink, red and purple tones. Asters rank among the best cut flowers, the flowers should be fully open for bouquets. Pre-cultivation in March. Sowing direct in April/May. Flowering from July to September.




B 122 Blue Woodruff
Asperula orientalis

Blue Woodruff is a beautiful, delicate, blue flowering companion plant for roses, shrubs or other perennial plants. This annual *Asperula* is self-seeding. It is an excellent bee plant and is moderately shade tolerant. Height approx. 30 cm. Sowing March/April. Blossoming from June. Light germinator.




B 141 Dahlia, annual
»Unwins Mix« *Dahlia hortensis*

Annual dahlia, which when pre-cultivated in April, develops infinite single flowers of red, white, pink, purple and yellow. Blossoming period from June till October. Rhizomes, that form in autumn, can be overwintered frost-free and planted again next spring. Height about 45 cm.




B 20 Garden Cosmos Mix
Cosmos bipinnatus

Annual, fine-leaved, large-blossom summer flower mixture in white to dark pink. Good cut flower, about 100 – 120 cm high. Sowing from April bis May, blossoming period from July till September. Light germinator.



B 22 Sulfur Cosmos
Cosmos sulphureus

The richly branched, very pretty, orange-colored cosmos reaches a height of approx. 100 cm. The glowing flowers attract numerous pollinators. Sow April to May, blossoming period from July to the first frost. Light germinator.



B 21 Garden Cosmos white
Cosmos bipinnatus var. alba

The fine-leaved, large-flowered, pure white decorative garden cosmos with a height of 100 – 120 cm is considered a good cut flower and loosens mixed borders with its fragrant note. Sow April to May, blossoming from July to September. Light germinator.



B 38 Sweet Pea
Lathyrus odoratus

Fast-growing, fragrant annual climber. Different colored from white via pink to red-purple flowers appear from June to August, when sown in April. Ready for cutting when the lowest blossom is fully opened. Needs a climbing support.



B 28 Moldavian Dragonhead
Dracocephalum moldavica


The aromatic tea plant with large, blue-violet labiates reaches a height of 30 – 50 cm and has a pleasantly lemony smell. The herb is harvested when flowering. Direct sowing from April/May with row spacing about 20 – 30 cm or pre-cultivation. Blossoming from July. Pot cultivation is possible. Light germinator.





B 167 Sweet pea »Cupani«
Lathyrus odoratus

Rapidly growing climber. Dark red, fragrant flowers appear from June to September, when sown in April. Ready for cutting when the lowest blossom is fully opened. Requires a stable climbing support.



B 130 Cape Jewels
Nemesia strumosa

Colorful, vigorously-flowering bedding and group plants with a bright play of colors over many summer weeks from June to September. Plant height is about 20 – 30 cm. Ideal for pot cultivation. Thrives well in poor soil with lots of sun and good ventilation. Pre-cultivation from February. Direct sowing from the end of April. Light germinator.




B 13 Safflower
Carthamus tinctorius

Rapidly growing summer flower with thistle-like inflorescence in yellow to red-orange blooms on barely prickly stems. Use of blooms was pretty common early for coloring foodstuff (farmer's saffron). Suitable for drying. Pre-cultivation from March, planting from May. Direct sowing from April. Blossoming starts from August. Height of plants approx. 60 – 80 cm.




B 5 Love-Lies Bleeding
Amaranthus caudatus

Annual plant which reaches a height of up to 1.70 m on good soils, with velvety, up to 60 cm long and 2 cm thick wine-red strings of flowers. Suitable as a cutting plant, solitary plant in borders and as a sight protection. Also suitable for drying. Sensitive to frost. Sowing from March (under fleece) and direct outdoors from the end of April/May. Light germinator.




B 42 Love-in-a-Mist
Nigella damascena

The approx. 45 cm high, rapid-growing single-bloomed in a radiant sky-blue color summer flower with pinnate foliage delights. Seed pods are suitable for drying. Direct sowing March to June, blossoming from June. Autumn cultivation provides an early blossoming in the following year.




B 231 Flamingo Pink
Celosia argentea spicata

Flamingo Feather cockscomb is suitable for elegant bedding and borders with its delicate, pale pink spikes on tall, slender stems and is particularly popular as a cut flower in floristry. Height of growth is approx. 60 – 100 cm. Preplanting from March, direct seeding from May.



B 44 Love-in-a-Mist mix
Nigella damascena

Rapid-growing, approx. 45 cm high summer flower with pinnate foliage comes as a colorful mixture of double and single flowers in white and various shades of blue. Seed pods are suitable for drying. Direct sowing from March till June, blossoming from June. Autumn cultivation provides an early flowering in the following year.



B 55 German Chamomile
Matricaria recutita

German chamomile is an annual medicinal plant. It grows on almost all types of soils, preferably humus, loam and clay soils with a low lime content. Mainly used as a tea plant. Height 15 – 50 cm. Sow from March to May in pots, prick out in small clusters or sow direct. Light germinator.





B 51 Garden Nasturtium
Tropaeolum majus

Abundant, bushy bouquet of single flowers in shades of yellow-orange to red. Leaves and flowers are edible and have a spicy, pungent taste with slightly mustard cress-like aroma. Pre-cultivation from March, planting in May. Sowing direct in May. Blossoming from June.



B 67 Climbing Nasturtium
Tropaeolum majus

Climbing or creeping mixture of single flowers in a rich play of colors from bright yellow-orange to red. Flowers and leaves are edible with a spicy, mustard cress-like taste. Suitable for pot cultivation. Pre-cultivation from March, planting in May. Sowing in May. Blossoming from June.



B 27 Cornflower »Barbara«
Centaurea cyanus

Annual summer flower, which is also a healing plant. Double head dark pink colored flower, this variety is from the breeder Gerhard Hof. Great cut flower, can be used dried for tea mixtures. Sowing from March to June. Sowing in autumn provides premature blossom in the subsequent year. Height of the plant is approx. 70 cm.



B 16 Cornflower »Blauer Junge«
Centaurea cyanus

Annual summer flower and medicinal plant. Deep blue in color, densely filled selection, therefore particularly suitable for drying and for tea mixtures preparation. Sow from March to June, autumn cultivation possible for early blossoming in the following year. Height approx. 50 – 70 cm.



B 226 Cornflower »Black Ball«
Centaurea cyanus

This fast-growing, up to 70 cm high cornflower variety impresses with its dark purple to black, double flowers from June to August. It's suitable for sunny to partially shaded locations and is particularly attractive as a cut flower.



B 68 Cornflowers Mixture
Centaurea cyanus

Colorful mixture consisting of a decorative bouquet in white, pink, purple and blue. The popular cut, bed, balcony and border plant becomes approx. 70 cm high and blossoms from June to September. Sow from March, autumn cultivation provides an early flowering in the following year.



B 10 Corn Cockle
Agrostemma githago

The carnation plant with attractive, red-violet, elegant flowers and narrow, pale green leaves reaches a height of 60 – 80 cm. Is becoming increasingly rare in use as a poisonous accompanying plant. Sowing from March to June. Blossoming from June to August. Light germinator.



B 60 Rocket Larkspur
Delphinium ajacis

Annual shrub with a height of 50 – 80 cm forms beautiful, filigree inflorescences from light blue to pink in color. Sow from March/April, blossoming from June to September. For cutting purposes a staggered cultivation is recommended. Light germinator.



B 6 Snapdragon
Antirrhinum majus


This popular cottage garden plant with a height of approx. 30 cm will delight you from June to October with an intense play of colors of white, yellow, orange, pink and purple. Suitable as a cut flower, ideal for pot cultivation. Pre-cultivation in March, planting in May. Light germinator.





B 69 Flowering Flax
Linum grandiflorum

Delicate, branched plant with silky, shiny red blooms. Abundantly flowering with a long blossoming period from June. Height about 40 cm. Sow from April to July. Blossoming from June. Extremely attractive as a filling plant in borders and pots. Light germinator.




B 19 Golden tickseed
Coreopsis tinctoria

Annual, mass bloomer in yellow to brown-red. Glowing summer flower for beds and cutting. Sowing: March/April. Flowering period: June to September, about 70cm high. Light germinator.




B 98 Garden tickseed, low
Coreopsis tinctoria

Sea of flowers in warm dark red. Due to the dense growth it is ideal low bed plant, also suitable for pots cultivation. Height about 30 cm. Sow March to April. Blossoming period from June to September. Light germinator.



B 39 Pink Mallow
Lavatera trimestris

Rapid growing branching bushes of the pink cup mallow reach a height of 50 – 60 cm. It is suitable as a bedding and group plant and is very popular in professional cut flowers cultivation. Optimal cutting maturity when 1 – 2 flowers per stem are open. Pre-cultivation from March, direct sowing from May. Blossoming time from June.




B 56 Common Mallow
Malva sylvestris ssp. mauritiana

Rapidly growing, undemanding common mallow delights with its beautiful, dark purple, large flowers and the long-lasting blossoming period from June to October. The leaves and flowers can be harvested for tea blends. Pre-cultivation from March, direct sowing from April/May. Height approx. 120 – 140 cm.



B 139 White Mallow
Lavatera trimestris var. alba

Branching bushes of white cup mallow reach a height of 50 – 60 cm. It is suitable as a bedding and group plant and also used for professional cut flower cultivation. The optimum cutting maturity is reached when 1 – 2 flowers per stem are open. Pre-cultivation from March, direct sowing from May. Blossoming from June.



B 61 Annual Malope
Malope trifida

The summer mallow impresses with its long-lasting blossoming in dark pink and a height of 60 – 80 cm. It is ideal as a cut and border plant. Pre-cultivation from March, direct sowing from April to June, blossoming from June.



B 17 Salmon Queen
Clarkia elegans

Cottage garden plant. Annual, pink summer flower that is reminiscent of blossoming almond branches. The long stalks are densely covered with pink blossoms. Cut and border flower. Direct sowing from April/May. Blossoming from June. Light germinator.



B 118 Mesembryanthemum
Dorotheanthus bellidiformis

Succulent, low-spreading plants. Intoxicating colorfulness with glowing blossoms in white, pink, orange and yellow. Flower diameter: about 5 cm. The blossoming period is from July to September.





B 65 California Poppy

Eschscholzia californica

Delicate, golden yellow to orange blooming, drought tolerant poppy variety. Sow from April to May, blossoming period from June to October, depending on the sowing time. Autumn cultivation provides early flowering in the following year. Height approx. 30 – 40 cm. Light germinator.



B 66 Corn Poppy

Papaver rhoeas

Perennial about 50 – 60 cm height plant with large, glowing-red blossoms. Cut at the bud for cut flowers. Corn poppy does not tolerate re-planting well, direct sowing from mid-March is recommended. Self-seeding later and appears annually as long as the soil surface is not disturbed. Sowing in autumn provides early blossoming in the following year. Light germinator.



B 220 Golden Poppy

»**Crimson King**« *Eschscholzia californica*

Delicate, approx. 30 – 40 cm high gold poppy delights from June through autumn with its dark carmine-red flowers. Sow from April to May. Prefers dry, sunny locations and is self-seeding. Light germinator.



B 228 Poppy, fringed

Papaver somniferum var. laciniatum

Annual, attractive, large-flowered summer flower with densely double, fringed flowers in white, salmon and red tones, which is also suitable as a cut flower when cut budded. Sowing from March to May, in warm locations autumn cultivation is also possible. Growth height up to 1.2 m.



B 137 Field Poppy »Pierrot«

Papaver rhoeas

Large, bright red single flowers with a large black spot on each petal. Height approx. 50 cm. Cut at bud stage for use in flower arrangements. Direct sowing from mid-March. Self-sowing and appears annually as long as the soil surface are not disturbed. Sowing in autumn provides an early flowering in the following year. Light germinator.



B 115 Colorful Poppy

Papaver rhoeas

Our colorful poppy variety contains a balanced mixture of double and simple flowers from cream to orange, pink to red, with and without a colorful border. This splendid combination of colors and shapes inspires in flower borders and beds as well as cut flowers.



B 86 Bells of Ireland

Moluccella laevis

Bells of Ireland delights with its flower spikes densely covered with light green cupped blooms. Popular flower for use by florists, when green as well as dry. Ready for cutting when in full bloom. Height 60 – 70 cm. Sow March to April. Pre-cultivation is possible.



B 242 Ziermohn Black Peony

Papaver somniferum var. paeoniflorum

Annual, long-stemmed poppy Black Peony with predominantly double, artfully ruffled flowers in an exciting play of colors from obsidian to dark burgundy. With a flower diameter of up to 12 cm, poppy Black Peony is an absolute eye-catcher in the garden as well as in floristry and as a dry flower.



B 142 Pepper box Poppy, pink, filled

Papaver somnifera paeonifolia

Large, filled blossoms in pink, with continuous budding. Flowering over the course of many weeks in early summer. Ripe capsules are open. Direct sow beginning of March and thin to 15 – 20 cm in the row.






B 120 Argentinian vervain
Verbena bonariensis

Impressive plant with small, densely filled blossoms on branched, almost leafless stalks. Stable variety, suitable for cutting. You can overwinter the rootstalks like dahlias. Propagation also through self-sowing. Suitable for dry locations. Height up to 1 m. Blossoming period from summer to autumn; butterflies attracting plant.




B 230 Phlox de Drummond
Phlox drummondii

Annual phlox mixture with a rich colour bouquet from white to violet to various shades of pink, red and orange. Provides colourful accents as a bedding, border and pot flower. Height of growth 30 – 50 cm. Blossoming period is from June to August.




B 131 Rose Moss
Portulaca grandiflora

The colors of the 3 – 4 cm large, single flowers range from yellow and salmon to scarlet red. Grows flat to creeping and reaches heights of just 10-15 cm and a width of about 15 cm. For hot, dry, full sun locations (ideal for flower pots). Direct sowing from May. Pre-cultivation is possible from March. Light germinator. Also available as seed discs.




B 36 Morning Glory
»Star of Yelta« *Ipomoea purpurea*

One of the most beautiful morning glory variety. Rapidly growing climbing plant produces numerous, intensely deep dark purple blossoms with a wine-red star and a delicate white inner calyxes. Flower diameter approx. 6 cm. Pre-cultivation from March, direct sowing from May, flowering June-October. Height approx. 200 – 400 cm.



B 128 Morning Glory »Carnevale di Venezia« *Ipomoea purpurea*

Robust, blooming climbing plant delights with its attractive, striped flowers in white-pink and blue from June to frost. It reaches a height of approx. 300 cm and can be used as a privacy screen. Pre-cultivation from March, direct sowing from May. Also suitable for large pots cultivation.



B 53 Garden Mignonette
Reseda odorata

Garden and cut flower much loved for its fragrance. Undemanding summer flower with flower clusters of numerous, inconspicuous, yellow-green blossoms. Sowing from April to May. Blossoming from June to September. Height about 30 cm. Light germinator.



B 8 Marigold yellow/orange
Calendula officinalis

Popular mixture of single yellow-orange flowers with light and dark center. Blossoming from June to autumn when sown from April to the end of June. Height approx. 30 – 60 cm. Edible flowers.



B 12 Marigold orange
Calendula officinalis

Annual medicinal plant, pure-orange, well-filled blooms. For herb cultivation and tea mixtures. Pre-cultivation or direct sowing from April to the end of June. Blossoming from June to October. Height approx. 30 – 60 cm.



B 132 Annual Clary Sage
Salvia viridis

Pink to violet flowers on long spikes. Excellent cutting flower. Ideally suited as a bedding plant. Plant flowers again after cutting back. Flowers from June to October. Plant height 50-70 cm. Direct sowing from April.





B 192 Caucasian pincushion flower
Scabiosa caucasica

The large-flowered, approx. 80 cm high scabiosa is suitable as a cut flower, bedding and border plant. Large, lavender-colored, flat blossom balls sit on a wreath of large, spread-out petals. Pre-cultivation from March, planting in May, blossoming from July to September.



B 31 Sunflower »Henry Wilde«
Helianthus annuus

Single bloomed, branched, golden-yellow with a dark center flower. Attractive bed and cut flower plant with a height of approx. 200 cm. Pre-cultivation April/May. Direct sowing May/June, blossoming from July to October.




B 88 Mexican Sunflower
Tithonia rotundifolia

Very decorative, bright orange, large flowers reminding of large daisies. Good as a cut flower. With good fertilization heights of up to 1.5 m are possible. Pre-cultivation from March, planting in May. Blossoming from July to the first frost. Light germinator.



B 89 Sunflower »Autumn Beauty«
Helianthus annuus

This true autumn beauty forms numerous medium-sized flowers on branched inflorescences and delights with color interplay from light-yellow to orange and deep-red, striped blooms. Pre-cultivation from April. Sow May/ June. Blossoming from July to October. Height of growth about 1.8 – 2.2 m. Attractive as an annual ornamental hedge.




B 96 Sunflower »Paccino«
Helianthus annuus

Dwarf sunflower, low and compact growing, dwarf sunflower with yellow blossoms. Rich branching enables multiple pruning from July. Sow from April with rich and long-lasting blossoming from June. Ideal for beds, pots and for balcony cultivation. Height approx. 30 – 50 cm.



B 238 Sonnenblume
Gold Coin *Helianthus annuus L.*

The fluffy, fully double flowers of this branched dwarf sunflower add a warm, golden-yellow glow to any garden. Suitable for outdoor as well as for pot culture and as a cut flower. Growth height from 50 - 100 cm. Pre-cultivation from April/May, flowering from July.



B 34 Sunflower
»Velvet Queen« *Helianthus annuus*

A special eye-catcher in the garden – the branched sunflower Velvet Queen with its numerous, attractive, reddish-brown flowers and a height of approx. 1.70 m. Pre-cultivation from late April to May. May/June sowing outdoors. Blossoming period from July. Suitable for professional cut flower cultivation.



B 243 Sonnenblume
Chocolate Cherry *Helianthus annuus L.*

The flowers of this lushly branched variety present themselves in deep chocolate and cherry colors, some with yellow inked tips. The plants reach a height of approx. 200 cm. Thanks to its long vase life, this variety is ideal as a cut flower.



B 90 Sunflower
Italian White *Helianthus debilis*

With its delicacy of creamy-golden petals and a black center, Italian White sun flower variety is an eye-catcher in every garden. Plants growth is strongly branched, the height of about 1.20 m. Long-lasting blossoming period is provided throughout the summer.





B 193 Spider Flower
Cleome spinosa

This graceful beauty owes its name »spider flower« due to fine, protruding stamens, that are reminiscent of spider legs. This variety is cold weather sensitive and cultivated as an annual plant in our latitudes. Delicate flowers bloom from July till frost in white and pink. Plant height is about 50 – 120 cm.



B 97 Garland Chrysanthemum
Chrysanthemum coronarium

Chrysanthemum with yellow-white flowers from July till autumn. Height 80 – 100 cm. Young plants are harvested in the rosette stage for food purposes. Fresh, decorative flowers are used in the kitchen. Continuous sowing every 2 – 3 weeks is recommended.




B 32 Strawflower
Helichrysum bracteatum monstrosum

Traditional dried flower from the cottage garden. Colorful, large-flowered mixture for cutting. Plants are ready for cutting as soon as 2 – 4 rows of the petals are open. Pre-cultivation from March, sow from May with blossoming from July. Height about 80 cm high.



B 33 Strawflower, low
Helichrysum bracteatum

Annual, colorful mixture with a height of approx. 40 cm. The buds and blossoms are used for dry flowers. Plants are ready for cut as soon as 2 – 4 rows of the petals are open. Pre-cultivation from March, sow from May with blossoming from July.



B 119 Tagetes
»Double Pinwheel« *Tagetes patula*

Richly blossoming, high and branched Tagetes with simple, rust-red-yellow striped flowers and graceful foliage. Pre-cultivation from March, planting in May. Sowing in May. Ongoing blossoming from July to October. Light germinator.




B 224 Lemon Marigold
Tagetes tenuifolia

Annual, compact growing, approx. 30 cm high marigold with bright yellow-orange, tasty flowers. Its aroma is reminiscent of mandarins. Delicious spice in salads, desserts and punch. Pre-cultivation from March, planting or direct sowing from May. Blossoming time from June.




B 145 Marigold »Orange Sun«
Tagetes erecta

Abundantly blossoming, high and branched Tagetes variety with single yellow flowers and delicate foliage. Continuously flowering from July until October. Light germinator. Recommended against nematodes in soil.




B 87 French Marigold
»Rose de l'Inde« *Tagetes erecta*

The variety develops large filled and unfilled, pleasant flowers and can grow to 1.2 m high. Luxuriant colors in yellow- and orange tones. Very suitable for cutting. Light germinator.



B 50 Golden Marigold
Tagetes tenuifolia

Forms delicate, small-flowered, yellow herbaceous cushions. Pre-cultivation from March, planting or direct sowing from May. Blossoming time from July to October. Height approx. 25 cm. Light germinator.





B 71 Pincushion Flower
Scabiosa atropurpurea

The approx. 80 cm high summer and cut flower plant forms small balls of flowers in lively colors from pink to deep ruby red on long, strong stems. Pre-cultivation in March, planting in May. Long blossoming period from July to October



Critical examination of the flower harvest by our young expert Chiara



B 173 Tricolor daisy »Happy Mix«
Chrysanthemum carinatum

Fast-growing cut flower for colorful bouquets in white, pink and red tones. Blossoming period from May to September. Sowing pre-cultivation in December / January, direct sowing outdoors from April for blossoming from mid-July. Height 30 – 50 cm. Light germinator.



B 221 Marvel of Peru »Belle de nuit«
Mirabilis jalapa

Beautiful, 60 – 100 cm high plants of this long-season bloomer develop numerous, fragrant flowers in various colors starting from June (often two-colored). A special feature is: the flowers only open in the afternoon and stay open until the morning hours. Sow March to May. Decorative border plant. Light germinator.



B 172 Zinnia Laura
Zinnia elegans

Annual zinnia in attractive orange, red and pink tones. Growth height up to 80 cm. Germination and growth require warm temperature, this plant is very sensitive to cold snaps. Pre-cultivation recommended from March, prick out later. Blossoming from June to the first frost. Don't water too much, it promotes development of buds.



B 81 Common Zinnia »Carrousel«
Zinnia elegans

Particular high zinnia variety with large single blossoms in enchanting red-orange-brown tones. The gerbera-like flowers are long-stemmed and ideal as cut flowers. Height approx. 70 cm. Sow in trays from April, prick out later, from May direct sowing outdoors. Blossoming from June. Light germinator.



B 76 Zinnia – splendor mix
Zinnia elegans

The colorful mixture reaches a height of approx. 80 cm and its particularly large bloom diameter up to 12 cm. Requires plenty of light and warm temperatures for germination and growth. Pre-cultivation from March/April, prick out in boxes and later plant outside, planting distance 25 x 25 cm. Light germinator.



B 222 Zinnia Lilliput Canary Yellow
Zinnia elegans

Abundantly flowering plant with double flower heads. Growth height approx. 60 cm, blossoming period from June to October. Attractive cut flower with long lasting period. Pre-cultivation from April. Direct sowing from May. Light germinator.





B 77 Common Zinnia
»Sunbow Mix« *Zinnia elegans*

Small blossomed half-double flower common zinnia mixture in a colorful play reaches a height of 50 cm. Stems are richly branched and up to 30 cm high. Pre-cultivation from April, planting in May. Blossoming time from July to frost. Light germinator.



B 83 Zinnia »Old Mexico«
Zinnia haageana

Richly branched, small-blossoming zinnia, which flowers in richly colored nuances from orange to red-brown with yellow tips. Height about 50cm. Sowing: in bowls or cold frames, prick out later, directly outdoors from May, planting distance: 30 x 30 cm. Light germinator.



B 175 Dwarf Lupine
Lupinus nanus

Delicate, low-growing lupins with full, wonderfully fragrant inflorescences in white, pink, lavender and violet. The plant stays nice and compact on arid soils. Particularly attractive as a filling plant in perennial beds or in pots. Direct sowing from April, blossoming from July to September. Height about 40 cm.



Flowers and herbs biennial and perennial

Propagator: DBO, FPE, GBL, JAN, LEI, MAH, PAN, RFE, ROS, SAT



B 1 Alant
Inula helenium

Perennial, herbaceous, medicinal and spice plant variety with a height of approx. 50 cm delights from July to September with large, bright yellow flower heads. Thanks to its aromatic smell, Alant is a real bee pasture. It prefers partially shaded, slightly damp locations.



B 95 Columbine
Aquilegia vulgaris

Perennial cottage garden plant with violet, pink and blue single flowers and a stature height of 50 – 70 cm. Sow from February to May. Blossoming period from May/June. Light germinator.



B 123 »Snowflake«
Aquilegia vulgaris

Popular ornamental plant used in borders or for cut flowers. Develops dense, predominantly white spherical double flowers. Sow from February to May. Blossoming period from May/ June. Light germinator.



B 9 Anise Hyssop
Agastache foeniculum

Perennial, mild-aromatic tea plant with decorative purple flowers. The taste is reminiscent of anise, the appearance of the blossoms reminds of hyssop. Labiate, good bee plant, easy to cultivate. Pre-cultivation from April. Direct sowing from May/June. Blossoming from July to October.



B 146 Wolf's Bane (Mountain Arnica) *Arnika montana*

Winter-hardy medicinal plant with bright yellow, pleasantly scented flowers. Blossoming period from May to July, height 20 – 40 cm. Likes dry, sandy locations and nutrient-poor, lime-free soils. Pre-cultivation in early spring from February/March, cool temperatures and an evenly moist substrate are required. Light germinator.





B 147 Valerian
Valeriana officinalis

Perennial herbaceous medicinal plant with white to light pink flowers and a pleasant scent. Growth height up to approx. 1.5 m. Prefers semi-shady locations. Sow from March to June. From mid-July sowing for planting until the end of August, direct sowing also in August. Blossoming period from May to August.



B 57 Maltese Cross
Lychnis chalconica

Perennial plant with bright scarlet »burning« flowers. Ornamental and cut flower variety. Blossoming period from July to September. Growth height up to 80 cm. Pre-cultivation from February. Planting April/May. Direct sowing from April. If sown early, will blossom in the first year.



B 114 Spiked speedwell
Veronica spicata

Herbaceous perennial plant, also called spiked speedwell, prefers dry and poor soils. Height of growth max. 80 cm with candle-shaped flower spikes in attractive shades of blue. With a blossoming period from June to September, the local speedwell is one of the bee-friendly plants. Light germinator.



B 3 Yellow Camomile
Anthemis tinctoria

Biennial plant with a height of approx. 60 cm and yellow, daisy-like flowers. Blossoming period from June to September. Traditionally, the flowers were used to dye fabrics. Direct sowing in spring March/April. Autumn sowing from August to the end of September. Light germinator.



B 26 Common Red Foxglove
Digitalis purpurea

Biennial plant for semi-shaded locations, up to 150 cm high. Blossoms are mostly purple-violet, rarely white. Sow June/July in boxes, later plant outside, planting distance to 35 x 35 cm. Blossoming period from the 2nd year from June to August. Very poisonous!



B 14 Bell Flower
Campanula latifolia var. macrantha

Perennial dark purple-blue bell flower with very large blossoms, growth height up to 100 cm. Sow from April. Blossoming period June-July. Prefers shady and semi-shady locations. Light germinator.



B 138 Aegean Wallflower
Erysimum cheiri

Biennial often perennial country garden flower. Mix of single blossoming varieties with red-brown, yellow, white and dark red perfumous flowers. Flowering period from May until June. Flowers during the second year.



B 188 Windflower
Anemone japonica

Elegant, winter-hardy perennial with simple, delicate pink flowers that bloom for weeks. Prefers sunny to semi-shady locations. Sow from March in pots. Overwinter young plants frost-free in the first year and put them outdoors in the following spring. Blossoming time in midsummer to October, decorative eye-catcher. Height approx. 60 – 100 cm.





B 45 Jacob's Ladder
Polemonium coeruleum

Perennial plant which flowers continuously and forms violet-blue bells; about 80 cm high; flowering period from July to September. Ideal plant for bees and other insects. Pre-cultivation from March, planting in May. Blossoming period July to September.



B 134 Canterbury Bells
Campanula medium

Biannual plant of about 70 cm height. White to pale purple blossoms. Sow from May. Planting in August/September. Till autumn these plants form strong rosettes of leaves, which need some protection (for eg. cover with branches) against strong frosts. Blossoming period from June/July in the 2nd year. Can be cultivated as an ornamental or durable cut flower. Light germinator.



B 80 Moth Mullein
Verbascum blattaria

Elegant biennial, border plant which develops 4 cm white-pink blossoms on the stem in late summer and autumn over several weeks. Once planted it seeds itself further. Height 1 – 1.2 m. Flowers in the second year. Light germinator.



B 75 Horned Violet
Viola cornuta

Perennial, small-blossomed ornamental plant that can also be grown in window boxes as an annual. Plants reach heights of 15 to 20 cm and bloom from June to the end of September. Horned violets spread through rhizomes and prefer sunny to semi-shady locations with cool, fresh soil. Sow from February to August.



B 35 St John's Wort
Hypericum perforatum

Enduring shrub with strong yellow blooms. Ornamental summer flower and native medicinal plant blooms from Midsummer (end of June) to September. Prefers full sun locations. Sow in autumn or early spring. Germinates irregularly-vernialization (e.g. through sowing in January) eases germination. Height 30 to 80 cm. Light germinator.



B 15 Cockade Flower
Gaillardia aristata

Colorful perennial shrub for borders and cutting with a lengthy flowering time. Tirelessly develops large blossoms, that vary in bright red and yellow tones. Growth height 50 – 60 cm. Sow from March, plant from May. Blossoming from the 2nd year from June to October. Light germinator.



B 92 Blue Flax
Linum perenne

Perennial permanently blooming plant for borders in sunny locations. Main blossoming time from June to July. Individual, delicate light blue flowers don't last long, new ones are constantly coming. Cut the plant back after flowering or seed formation. Height approx. 50 cm. Sow from February to April, planting from March. Blossoming time from June.



B 229 Lampionblume
Physalis alkekengi


An ornamental perennial plant that blooms with white flowers and forms distinctive brick-red lanterns in the leaf axils, which weathered like skeletons and reveal small orange, indigestible berries. It grows to a height of up to 100 cm. Particularly suitable as a solitary and cut plant, as well for dry flower arrangements.






B 82 Densflower Mullein
Verbascum densiflorum

Biennial ornamental and medicinal plant with imposing yellow inflorescences. Grows to 2 m high under luxuriant conditions. Dried blossoms which contain mucilage are used medicinally. Sow outside from May. Large foliage rosettes develop in the first year. Blossoming period from July to August. Light germinator.




B 148 Mullein »Album«
Verbascum chaixii

Imposing, biennial plant that forms a rosette of leaves in the first year, in the second year it flowers pure white with a max. growth height of approx. 1.5 m. Mullein Album prefers full sun, lush locations. Blossoming period from June to August. Bee pasture.




B 153 Cottage Pink Mixture
Dianthus plumarius

Enduring. Delicate carnation variety with single flowers. If sown early, blooms in many bright colors in the first year. Long-lasting blossoming period, also suitable for cutting. Prefers sunny locations. Pre-cultivation from February, planting from April. Direct sowing from May. Blossoming from May to July.




B 58 Clammy campion
Lychnis viscaria

Perennial, native wild plant with its strong leaf rosettes and decorative, resinous, pink-purple flowers is a colorful addition to beds, borders and as cut flowers. Blossoming period: from May to July. Prefers very sunny locations.



B 174 Large-leaved Lupine
Lupinus polyphyllus

Strong shrub for flower beds with decorative, finger-like leaves and straight, thick, colored flower candles. Height 50 – 70 cm. Sow outside March/April. Blossoming period from June. Light germinator.




B 48 Clary Sage
Salvia sclarea

Biennial to perennial plant. Intensively aromatic, upright growing sage with pink flowers and velvety, heart-shaped leaves. Height about 80 – 120 cm. These plants produce a pleasantly sweet scent. Frost resistant. Sow in March/April. Blossoming period June/July.



B 25 Sweet William
Dianthus barbatus

Biennial to perennial richly blooming cut flower variety. Our mixture shows a play of colors from white to deep dark red and a height of approx. 40 cm. Blossoming time from June. Sowing from April to June in boxes, direct sowing outdoors is possible from May.





B 152 Dame's Violet
Hesperis matronalis

Perennial custer plant and cut flower. From May to July produces a sea of light and dark purple blossoms, that are especially fragrant in the evening. Pre-cultivation from March, planting from May. Direct sowing from April. Height approx. 40 – 80 cm.



B 18 Large-flowered tickseed
Coreopsis grandiflora

Biennial to perennial variety. Vigorously growing permanent bloomer for cutting and borders of flower beds. Golden yellow flowers with a dark red center. Height about 50 – 80 cm. Sow in May/ June, blossoming time in the 2nd year from June to September. Light germinator.



B 223 Wohlriechender Odermennig *Agrimonia odorata*

This hardy perennial plant develops a spicy, resinous, honey-sweet scent that is not lost even when drying. Can be used as a traditional medicinal plant, for potpourris and teas. The upright, clumpy plant reaches a maximum height of 1.8 m with bright yellow flowers from June to September. Beguiling scent – ideal as a bee pasture.



Durch die Blume

*Ein Mensch pflegt seines Zimmers Zierde,
Ein Rosenstöckchen, mit Begierde.
Gießts täglich, ohne zu ermatten,
Stellts bald ins Licht, bald in den Schatten.
Erfrischt ihm unentwegt die Erde,
Vermischt mit nassem Obst der Pferde.
Beschneidet sorgsam jeden Trieb –
Doch schon ist hin, was ihm so lieb.
Leicht ist hier die Moral zu fassen:
Man muss die Dinge wachsen lassen.*

EUGEN ROTH



B 91 Oxeye Daisy
Chrysanthemum leucanthemum

Enduring, early flowering daisy with firm, non-branching stalks, approx. 60 – 80 cm high. Large, white flowers with a yellow center, richly blossoming. Excellent as a cut flower. Pre-cultivation from March, planting in May. Direct sowing from May. Blossoming period from July. Light germinator.



B 143 Lindheimer's Beeblossom
Gaura lindheimeri

Delicate butterfly-like, 2 – 3 cm large blossoms make the splendor candle an elegant and graceful blooming wonder. Bushy growth, height approx. 1 m. Each individual blossom only lasts one day. However, many new flower buds open further every day. Pre-cultivation from March, planting in May. Blossoming period from June to October.



B 24 Larkspur Blue Mix
Delphinium cultorum

Magnificent perennial plant for flower borders and cut flowers. An early pruning after the main blossoming always brings a second blossoming in autumn. Sow from April to June. Plant spacing 40 x 40 cm. Prefers well drained, humus rich soil in a sunny to semi-shady locations. Blossoming period in the 2nd year from June to September. Height about 120 – 150 cm.





B 23 Larkspur
Delphinium belladonna

Perennial shrub with gentian-blue, branched inflorescences. If sown early, blooms in the first year. With a height of 60 – 80 cm suitable for medium-high flower borders. Pre-cultivation from April, planting from May. Blossoming period from June to August, later blossoming is possible. Grows well in sunny locations and well-moist soil.



B 164 Narrow-leaved Purple Coneflower
Echinacea pallida

Perennial medicinal and cottage garden plant, with heights of up to 100 cm. Leaves are narrow, lanceolate and have entire margins. Ray florets are pale crimson. Pre-cultivation from March with planting in May. Blossoming period from July to September. Pruning is recommended after blossoming. Light germinator.



B 73 Purple Coneflower
Echinacea purpurea

Perennial cottage garden plant with purple-pink ray flowers and dark purple-brown flower centers. Pre-cultivation from March with planting in May. Blossoming period from July to September mostly in the 2nd year. Height about 60 – 100 cm. Light germinator.



B 183 Coneflower »White Swan«
Echinacea purpurea

Perennial with greenish-white ray florets, greenish-brown flower discs and strong, upright growth. Flower stalks have lanceolate, rough leaves. Pre-cultivation from March with planting in May. Blossoming period from July to September. Prefers fresh, well drained soils and sunny locations. Height approx. 60 – 80 cm. Light germinator.



B 54 Common Yellow Hollyhock
Alcea rugosa

High, decorative, perennial single flowering plant with lobed leaves and delicate yellow flowers. Traditional farm and cottage garden plant, bee pasture. Little susceptible to rust. Height about 1.5 m. Pre-cultivation from March, planting from May. Direct sowing from April/May. Blossoming time from July.



B 11 Hollyhock
Alcea rosea

Biennial to perennial, splendid cottage garden shrub. Single-flowered, large-blossomed mixture in pink and red tones, up to 2 m high. Pre-cultivation from March, planting from May. Direct sowing from April/May. Blossoming period from July to September.




B 72 Coneflowers »Autumn forest«
Rudbeckia hirta

Variety for late summer cut, group and border plants. The large flower heads in golden yellow to reddish brown yellow prove to be long-lasting as cut flowers. Pre-cultivation from March, planting in May, blossoming from July. Height approx. 80 cm. Light germs



B 190 Forget-me-not white
Myosotis sylvatica var. *alba*

Biennial to perennial flower-bed shrub with numerous small, pure white flowers. Height approx. 40 cm. Popular bedding and group plant, also suited as an ornamental cut flower. Prefers sunny to semi-shady locations and fresh, loose soils. Sow in June, planting starting from August. Blooming time in the second year starting from April.



B 186 Medow sage
Salvia pratensis

Winter-hardy, perennial shrub with dark blue flower candles and green, blistered leaf rosette. Grows well in poor, dry soils and sunny locations. Height about 40 – 70 cm. Blossoming period from May to June and September. The nectar-rich blossoms attract insects very well. Pre-cultivation from March, planting from May. Direct sowing from April. Light germinator.



Flower mixtures

Mixtures of medium to high growing annual and perennial flowers. ✿ The content of the bag »Summer flower mixture« are sufficient for about 1,5 m² for sowing direct and for 2,5 m² for pre-cultivation. ✿ The mixture of field flowers is sufficient for approx. 2 m². ✿ Changes in the mixture proportions are possible.



B 166
Summer dream mix

Zinnia marigold flower mix. The bright yellow, half-height marigolds structure and emphasize the bright colors of the zinnia mix. Pre-cultivation from March, planting outdoors from May. Broad sowing direct outdoors from the end of April. Flowering from June/July.



B 84
Annual summer mix

Annual mix of summer flowers that grow quickly and are easy to cultivate. Species like pincushion flower, poppy, flowering flax, Love-in-a-Mist, garden cosmos and many more form a lively play of colors. Pre-cultivation from March, planting from April. Broad sowing direct outdoors from April. It is recommended to add fine quartz sand as a grit.



B 85
Perennial Summer Mix

Mix of biannual and perennial varieties in crimson-red, pink, dark violet, white and yellow as a contrast. Contains such varieties as Columbine, Jacob's Ladder, Clary Sage and many others. Some varieties bloom in the first year when sowing early enough. Pre-cultivation from March, planting from April/May. Broad sowing direct from May.



B 199
Mixture of field flowers

Richly blooming, colorful mixture of flowers and meadow herbs. Marguerite, meadow sage, poppy, etc. From the 2nd year on they combine to form colorful bouquets. Flowering from May to September. Broad sowing direct outdoors from April. It is recommended to add fine quartz sand as a grit. Sufficient for approx. 2 m²



B 170
Bee food

Richly flowering, colorful mixture of annual flowers and herbs, from sage to phacelia and mallow, which has been put together for beekeepers as bee pasture. Sowing in a sunny border is also possible. Direct sowing March/April, work in broadly and easily. Seed requirement approx. 100 g / acre.



Wild flowers seeds

Mixture of wildflowers that were grown according to Demeter and Bio Austria guidelines. The harvest is done by hand in order to preserve the variety of wild forms. All wild flower mixtures can be used for reseeded or undersowing crops. In the case of reseeded, the area is dug up and worked into a fine soil on which the wild flower seeds are sown broadly. Only press the seeds on slightly (e.g. with a board), but do not cover them.

Note: the mixtures are perennial and many wild varieties germinate slowly – therefore weed seeds, which are contained in the soil, can also sprout. Carry out first mowing in the first year, and the mixture will unfold its splendor in the second and third year. Only available in portions! One portion is sufficient for about 5 m²

Propagator: SAT



B 104

Wild field herbs

This mixture consists of around 15 different field herbs such as poppy, cornflower and summer pheasant's-eye and others. Sowing possible from March to May and from September to October.



B 107

Meadow herbs

The mixture consists of around 20 different species of wildflowers and herbs and is suitable for sowing in existing grass areas, especially for gaps in poor meadow areas. This should be heavily scarified before the seeds are sown in the open areas. Sow from March till September / October



B 102

Butterfly meadow mixture

Meadow sage, Bellflower (*Campanula rapunculus*), sainfoins and numerous other species make up this mixture particularly valuable for various butterflies and other pollinating insects such as wild bees. Mowing is required once or twice a year (June/July and September/October). Sowing direct outdoors from March to September/October.



B 100

Mixture for dry locations

Wildflower mixture for very barren soils and gravel surfaces. The mixture consists of from cinquefoil, sage, daisies, various types of poppies, cloves and clover. Depending on the location, mowing only once a year. Sowing from March to September/October.



B 101

Mixture for shady locations

This mixture for predominantly shady locations consists of around 20 different wild flowers, including meadow campion, wood anemones, mountain knapweed, red carnation and wood betony. Mowing is required once or twice a year (June/July and September/October). Sowing from March to September/October.



B 108

Wild flower meadow

Species-rich, extensive, bee-friendly wild flower meadow mix made of various grasses and flowering herbs such as meadow sage, daisy, bellflower and others. Mixture for poor, fresh soils. Seed requirement 5 g/m². Sow from April to June and from the end of August to the end of September.





Green Manure



Gr 20 Oil Radish



Gr 4
Summer Vetch

Green manure and forage plant. Strong weed suppression through high green-mass formation. Strong soil rooting, high nitrogen enrichment. Not winter-hardy. Seeds requirement: 1 – 1.25 kg/acre



Green Manure

Annual
(not frost-resistant)

Leguminous



Gr 20
Oil Radish

Fast-growing cruciferous plant with strong taproots, loosens soil compaction and activates soil life. Self-seeding must be prevented on right time by mulching. Early sowing provides good nematode control in the soil. Not exactly winter-hardy, freezes. Required quantity of seeds: 25–30 kg/ha



BIO



Gr 6
Peavine

The nitrogen-forming legume, which freezes off in winter, is suitable for all soils and can be grown in spring as a dried fruit such as peas. It is very similar to chickpea and can be used in the same way. Seeds requirement: 1.5 – 2 kg/acre



Gr 7
Broad Bean/Peavine Mixture

A mixture of broad beans, peavines and summer vetch, which in combination binds very large amounts of nitrogen to be made available for subsequent fruit. The mixture can be scattered and dug in. It is rapid growing and freezes in winter and leaves a fine, crumbly surface soil. Seeds requirement: 1.5 – 2 kg/acre



Gr 10
Alexandrine Clover

Multiple cutting variety for annual clover-grass planting. Very rapid young development. Rapid ground cover. Nitrogen forming. Sowing to end of July is possible. Does not freeze completely in winter. Seeds requirement: 200 – 300 g/acre



Gr 16
Ackerbohne

Green manure and intermediate-crop; provides large amounts of pure nitrogen and extremely good tilth. High green matter yield; good soil root penetration. Recommended as a pre-crop for nutrient-demanding plants. Freezes in winter. Required quantity of seeds: 1.6 – 2.2 kg/acre



Other Green Manure

Annual (not frost-resistant)




Gr 5 Yellow Mustard

Fast-growing yellow mustard covers the ground and suppresses weeds quickly and reliably. In addition, the upper soil is deeply rooted, loosened and enriched. Not winter-hardy. Sowing possible until September. Seeds requirement: 200 – 300 g/acre



Gr 3 California Bluebell

Due to the intensive rooting of the soil, California bluebell is an ideal pre- and intermediate culture and is an excellent bee pasture. Blossoms with sowing from March to July, later sowing until the beginning of September freezes in winter and has the effect of green manure. Dark germinator. Seeds requirement: 100 – 300 g/acre



A paradise for bees - the red and white sea of flowers of Gr 1 buckwheat, with St. Leonhard in the background

Gr 1 Buckwheat

Due to the intensive rooting of the soil, California bluebell is an ideal pre- and intermediate culture and is an excellent bee pasture. Blossoms with sowing from March to July, later sowing until the beginning of September freezes in winter and has the effect of green manure. Dark germinator. Seeds requirement: 100 – 300 g/acre



Gr 18 Calendula Mix

Our calendula mix is considered an attractive green manure plant and bee pasture. Rapidly growing, forms plenty of green mass and has good ground coverage. Natural defense against nematodes. Sowing preferably in rows, freezes in winter. Seeds requirement: approx. 80 – 120 g/acre



Gr 14 Sunflower

Good green manure crop with high green matter yield; also suited for fresh feeding or silage. Due to the high formation of foliage, weeds are reliably suppressed and the soil is ideally prepared for subsequent crops. Mildew tolerant. Seeds requirement: 400 – 800 g/acre



Gr 19 Chinese Malow

Good ground cover plant, supplies large quantities of organic material. Takes very well to cutting; can be cut back on a regular basis. Used as a honey plant, in particular in combination with other green manure. To avoid an undesired dispersal by seeds, cut it back after flowering is recommended. Large tap roots improve the crumbly soil structure. Seeds requirement: approx. 100 g/acre.



Green Manure


Biennial and perennial

Leguminous



Gr 9
Clover Grass

Our mixture is suitable for 2 – 3 years of use, even in rough locations. Sowing from April to August, 4 times cutting is possible. Ingredients: 30 % red clover, 25 % meadow fescue, 15 % English ryegrass, 15 % Timothy-grass, 10 % orchard grass, 5 % white clover. Seeds requirement: 25 kg/hectare



Gr 21
White Clover

Perennial, fast-growing, quick-covering green manure plant suppresses weeds, protects the soil from silting up through rain and intensively loosens it through deep rooting. Leaves and roots input improve the soil structure. Sowing: from the end of April to October. Required quantity of seeds: 400–500g/acre.



Gr 8 Crimson Clover in the fields of ReinSaar

Gr 8
Crimson Clover

Overwintering incarnate clover is particularly fast-growing and provides reliable weed suppression and intensive soil loosening through deep rooting. Cultivation April to mid September. Seeds requirement: 300 – 400 g/a



BIO



Gr 17
Red Clover

Due to its favourable leaf/stalk proportion, red clover is a high-quality fodder. High protein content, high green- and dry-matter yields; several years of use possible; suitable for use as fodder. Sowing from March to the mid-September. Required quantity of seeds: 20 – 25 kg/hectare



Gr 12
Alfalfa

Good nitrogen supplier with a height of 1 meter. Due to its deep root system (up to five meters deep), alfalfa can withstand drought well. The perennial culture is cut 3 – 4 times a year, high yield of green mass. Because of the high vitamin C content, alfalfa is used in the kitchen in the form of sprouts. Seeds requirement: 15 – 20 kg/hectare



Gr 2
Winter Vetch

Green manure and forage plant. Roots the soil deeply and intensively, enriches the soil most strongly with easily rotting organic substance. Seeds requirement: 300 – 500 g/acre





Propagation farms and cooperations to expand the range of seeds offered by ReinSaat


Seeds for ReinSaat are propagated not only at the company headquarters in St. Leonhard, but also at partner companies throughout Austria and other EU member states. Seed propagators are as varied as their farms; what they all have in common is a love of vegetable seed production, their eagerness for innovation and the great care they take in their work. All operations farm according to certified organic farming principles and most of them additionally according to the principles of major farming associations such as Demeter and Bio Austria. Over many years (and partially even decades) of cooperation, they have become an important factor with regard to preservation selection, feedback on the quality of the raw material and the organic further development of our open pollinating varieties.


Propagation farms


-   **ABI** **Landwirtschaftsbetrieb Alexander Bittner**
Krummasel 33, D-29482 Küsten
Small farm cultivates legume rarities in the heart of Wendland. Sandy loam soil, 450 mm rainfall, dry summers.
-   **ADE** **Adi Eder und Tochter Sigrid**
A-2253 Weikendorf, Dörfles 4
Located on the northern edge of the Marchfeld, with calcareous, loamy sandy soil. 480–550 mm annual precipitation 9.9°C annual average temperature. Cultivation of field vegetables, threshing spices, beets and cereals.
-   **AJG** **Antonio Jesús Galdeano – Abdera organic**
E-04713 Balanegra (Berja), C. Torre Alhamilla S/N
Vegetable farm in Andalusia on the southern Spanish coast (foothills of the Sierra Nevada). 1 hectare of greenhouses and 1 hectare of arable land. Low annual precipitation.
-   **ARD** **EARL Le Jardin de Pagnac, Arnaud Dutheil**
Route de Pagnac 5, FR-87430 Verneuil-sur-Vienne
10-hectare farm in Masif Central - highland region in south-central France at 290 m above sea level. Acidic, shallow, predominantly sandy-loamy soils on granite. Specialised in the production of diversified vegetables and vegetable seeds.
-   **ASC** **Mary, Sabine und Andreas Schmidt**
A-2135 Neudorf/Staatz 157
On the edge of the Laa Basin at 230 m above sea level. Dry and windy with about 400 mm annual precipitation. Soil: deep black earth to sandy loam. Very diverse farm with suckling cows husbandry, cultivation of special crops and vegetables.
-   **BPP** **Biocyclic Park P.C.**
GR-24009 Kalamata, Ethea Messinias
Located in the south of the Peloponnese. On the farm quality compost is produced on the basis of olive pomace and leaves. Part of it is refined into bio-cyclic humus soil on which okra, Hokkaido pumpkins and other vegetables are grown and propagated according to the organic-cyclic-vegan guidelines.
-   **CGI** **Christian Gilli**
A-3720 Ravelsbach, Gaidorf 51
Small, diverse farm in the Weinviertel at 260 m above sea level. Wine-growing climate with nutrient-rich brown earth soils. Viticulture, sale of young plants, ewe farming.
-   **CRO** **Claudia Rossi, Azienda Agraria Rossi**
I-52044 Cortona (AR), Via Teverina C.S. 24
20 hectares mixed farm at 700 m above sea level (Apennine foothills in Tuscany). Loamy, humus-rich sandy soils; hot dry summers, cold winters with high precipitation.
-   **CZI** **Christoph Zimmermann**
A-2253 Weikendorf, Rathausstraße 5
Farm for direct market sale in Marchfeld, approx. 500 mm annual precipitation, 9.9°C. Calcareous, loamy sand soil. Cereals, corn, green peas, seeds propagation.
-   **DBH** **De Beersche Hoeve, Teun Luijten**
NL-5091 RA Oostbeers, Baesterdijk 5
Sandy soils, 70 cm hummus, fresh vegetable cultivation, biodynamic seeds propagation and breeding of open-pollinated varieties.
-   **ECP** **Erich und Claudia Pfeisinger**
A-3804 Allentsteig, Dr. Ernst Krenn Straße 42,
Farm in Waldviertel at approx. 550 m above sea level. Light soils. Cultivation of cereals, legumes and special crops.
-   **EWE** **Westers Bio-Akkerbouw – Erwin Westers,**
NL-9978TB Hornhuizen, Dijksterweg 12
In the far north of the Netherlands, approx. 700 mm rainfall, maritime climate, light to medium-heavy clay soil. Regenerative farming system: reduced tillage, permanent plant cover as far as possible, little input from outside. Field vegetables, potatoes, seeds.
-   **FER** **Fermentarium, Hoheneder und Mayer GesbR**
A-3470 Oberstockstall, Alchemistenstraße 8
The vegetable farm is situated at 247 m above sea level in the wine-growing region of Wagram with an annual average temperature of 9.5°C and rainfall of 300–400 mm per year. Approx. 50 cm black soil over 30 m loess.
-   **FPE** **Francesco Penazzi, La Rocca Corneta,**
I-40020 Lizano in Belvedere (BO)
This 10 ha farm is located at 600 m above sea level in the Emilia Romagna region in the middle of the Apennines. The farm concentrates on the production of seeds for particularly labour-intensive crops such as herbs, vegetables and field vegetables.
-   **GAM** **Norbert Gamerith**
A-3595 Brunn an der Wild, St. Marein
On the edge of the Horner Basin at 500 m above sea level, 500 mm annual precipitation. Arable farm with grains, forage and vegetables cultivation.
-   **GBL** **Gartenbauschule Langenlois**
A-3550 Langenlois, Am Rosenhügel 15
Protected crops, focus on vegetables, outdoor salads, herbs, cabbage and root vegetables. Altitude of 213 m, annual precipitation up to 500 mm, soil type: loamy silt over fine sandy loam.
-   **GEP** **Gernot Prattes**
A-8541 Bad Schwanberg, Flurweg 5
Located at the foot of the Koralpe at 431m above sea level, sandy silt. Specialised in seeds production of vegetables and medicinal plants.
-   **GHO** **Gerhard Hof**
A-2253 Weikendorf, Dörfles 3
Location exposed to wind on the northern edge of the Marchfeld. Dry sites of calcareous, loamy sand. 150 m above sea level; 480–550 mm annual precipitation, average annual temperature 9.9 °C.
-   **GST** **Gottfried Steiner**
A-3571 Gars/Kamp, Julius Kiennaststraße 71
The farm is located on the edge of the wine-growing region in a valley location. Rather light soils, sometimes stony. Approx. 420 mm annual precipitation. Herbs, spices, cereals, flax and sunflowers are cultivated on about 40 ha.


demeter  **HIS** **Gärtnerei Querbeet**
D-79356 Eichstetten am Kaiserstuhl
 Varied vegetable cultivation on 12 ha. Annual precipitation 750 mm, warm climate. Fertile loess soils on the Kaiserstuhl and sandy loam on the Rhine Plain. The seed production is supervised by Christian Hiß, founder of Regionalwert AG.


demeter  **HOB** **Christa und Franz Hobiger**
A-3922 Friedreichs 16
 Versatile farm in the upper Waldviertel at 700 m above sea level. 12 ha of arable and grassland. Blondvieh cattle breeding; preservation and propagation of old, endangered potato and grain varieties.


BIO  **HSC** **Herbert Schleinzer**
A-2074 Unterretzbach, Hauptstraße 40
 Organic and biodynamic viticulture on 13 ha; 23 ha arable farming. Breeding and propagation of the oil pumpkin Retzer Gold. Altitude of 230 m; annual precipitation: approx. 380–420 mm; average annual temperature 9.5°C.


Bio  **JAN** **Jan Jesch-Bönnhardt**
A-2120 Wolkersdorf im Weinviertel
 Vegetable farm near Wolkersdorf in the Weinviertel. Variety of vegetables, flowers and herbs, young plants, seeds. Wine-growing climate on the edge of the Marchfeld at about 170 m above sea level.


demeter  **JOS** **Jos Jeuken und Ellen Krull**
NL-8255 RK Swifterbant, Elandweg 46
 Mixed farm, 32 ha arable land, 45 ha grassland situated in Flevopolder, close to the IJsselmeer. Young, calcareous clay soils; 750 mm annual precipitation.


Bio  **JPE** **Maria und Johann Peitl**
A-2154 Unterstinkenbrunn 40
 Farm with focus on vegetable cultivation (breeding); Pannonian climate; 100 m above sea level, approx. 500 mm annual precipitation; moist black earth, often heavy soil type; Chernosemaus loess and sandy soil.

demeter  **LEI** **Leisenhofgärtnerei, Klaus Pfenningberger**
A-4040 Linz, Petrinumstraße 12
 Small nursery on approx. 0.75 ha, 300 m above sea level at the foot of the Pöstlingberg. Loamy soil on primary rock as the basis for growing vegetables, flowers, herbs and berries.

BIO  **LER** **Lerchenhof, Franziska Lerch & Reinhard Seitner**
A-3491 Straß, Diendorf am Walde 14
 Diverse farm on the Manhartsberg; seeds, bees, vegetables, young plants and sheep. Cultivation of open pollinated varieties, rarities and organic breeding are the main focus. Regional product marketing.

Bio  **MAH** **Biohof Madritsch-Halder**
A-9623 St. Stefan/Gail, Karnitzen 2
 The farm is situated in Carintia, approx. 700 m above sea level, 1300 mm rainfall, sandy loam soil; 7 ha of agricultural land, focusing on vegetable cultivation with direct market sale.

Bio  **MFE** **Markus Fellner**
A-2253 Weikendorf, Marktstraße 17
 Farm located in the Marchfeld, 9.9°C average annual temperature, 500 mm precipitation, Chernosem soils. Cultivation of legumes and special crops, seeds multiplication.

demeter  **MIC** **Meinklang, Familie Michlits**
A-7152 Pamhagen, Hauptstraße 86
 Fruit and wine growing, cattle breeding. Beginning of the Pannonian lowlands, 120 m above sea level, continental climate, hot, dry summers, cold winters, low rainfall – approx. 500 mm; loamy sandy soils, partly with a very good humus layer, interspersed with gravel.



LEI



CGI



CZI
















JAN



EWE



DBH

-   **MOM** **Monika Mühr**
A-2253 Weikendorf, Dörfles 8
Propagation area in Obersiebenbrunn. Small, diverse farm in the heart of the Marchfeld. Warm, dry, deep soils. Seeds, vegetables for regional marketing, oil fruits.
-   **ROS** **Rose Saatzucht Erfurt**
D-99092 Erfurt, Im Geströdig 9
90 ha of deep loess soils, 80–90 soil points, 520 mm of precipitation in the north of Erfurt. 7 ha of seeds production, mainly medicinal, aromatic, spice plants and vegetables.
-   **RUL** **Rupert Leeb**
A-2020 Schöngrabern 119
Versatile farm in the western Weinviertel. 250–340 m above sea level, approx. 519 mm annual precipitation, average annual temperature 9.2°C. Chernozem black soil. Cultivation of cereals, potatoes, wine and special crops. Small-scale cultivation of vegetables and herbs for direct market sale.
-   **SFP** **Sandra und Florian Poller**
A-2041 Wullersdorf, Schulstraße 346
Versatile farm in the western Weinviertel. Calcareous moist black soil, loamy silt of approx. 250 m above sea level. In addition to classic market fruits, anis seeds, coriander, water-melons and chervil beets are also grown for direct market sale.
-   **NJE** **NNR** **Neuner GmbH, Johann und Eva Neuner**
A-2253 Weikendorf, Erlenweg 4
Mixed arable farm on the northern edge of the Marchfeld at 149 m above sea level. Annual precipitation 450–550 mm, average annual temperature 9.9°C. Sandy loamy soils, light chernozems. Cereals, root crops, threshing spices, leafy herbs and vegetables.
-   **SPE** **Stefan Penov**
BG-8300 Sredez, Vassil Kolarov 103
The farm is about 80 m above sea level. Dry summers, mild autumn, short, cold winter. Wind from the sea. 30 ha arable land, 12 ha meadows, 5 ha orchards, 4 ha vineyards.
-   **TOE** **Tristan Toé, Jahbauer-Biosain GesnBR**
A-3571 Gars am Kamp, Am Wachtberg 78
Pannonian climate with hot, dry summers and cold winters with only little snow, 470 m above sea level. Sandy, light soils. Varied vegetables cultivation on approx. 1 ha.
-   **PAN** **Anna Weidmann-Andert, Markus Andert**
A-7152 Pamhagen, Söllnergasse 8
In Seewinkel at 121 m above sea level; annual precipitation up to 500 mm; Pannonian climate, warm soils; sandy loam on gravel subsoil, loamy to boggy soil. Cultivation of vegetables and cereals, seeds production.
-   **UKG** **Ute Kirchgässer**
D-61209 Echzell, Kronstraße 2
20.75 ha of biodynamically farmed open land, embedded in a Demeter dairy and arable farm at 130 m above sea level without irrigation at the transition to the basalt ridge of the Vogelberg, clayey alluvial loam on basalt with 60–70 soil points. Annual precipitation 550 mm. Focus on vegetable breeding, breeding research, conservation breeding, small share of seeds propagation.
-   **POL** **Sarl Agricole Ferme de la Poltière – Nicolas & Florence Seguin**
FR-17550 Dolus d'Oléron, Chemin Fief Moine – La Poltière
Farm on the island of d'Oleron off the French Atlantic coast. Mediterranean microclimate with lots of sunshine and mild, wet winters. Loamy soil over clay subsoil. Year-round cultivation of a wide range of vegetable varieties, young plants and seeds production.
-   **WAP** **Robert Wappl**
A-2486 Siegersdorf, Pottendorferstraße 66
Arable farm in the Vienna Basin. 217 m above sea level, annual precipitation approx. 500 mm. Dry, windy location, varying soil conditions from very light, gravelly to waterlogged, medium-heavy soils. Focus on cultivation of garlic, threshing spices, cereals.
-   **PWA** **Peter Wansch**
A-3910 Zwettl, Hörmanns 1
Mixed farm, suckler cow husbandry and arable farming in the northern Waldviertel, 600 m above sea level. Cultivation of cereals, potatoes and vegetables.
-   **WTH** **Gärtnerei A8, Willem und Titia t'Hooft**
NL-3941 PS Doorn, Achterweg 8
Humus layer on sandy soil, pleasant maritime climate. Cultivation of vegetables and herbs for regional market sale as well as seedling cultivation on approx. 2 ha. Seeds propagation and breeding of various crops.
-   **RDH** **Daniela und Harald Rohrmanstorfer**
A-4202 Kirchschlag bei Linz, Panoramastraße 18
This small farm approx. 600 m² is located at 850 m above sea level in the Upper Austrian Mühlviertel. Mostly dry location with sandy/loamy soil, low in lime. Seeds of flowers, herbs and vegetables are propagated and harvested by hand.
-   **XST** **Can Tria Ecològic SLU, Xavier Safont-Tria Ramon**
E-08304 Mataró, Carretera de Mata km3 (BV-5031) · Traditional farm in the hinterland of the coastal region of Mataró, north-east of Barcelona. Annual precipitation approx. 650 mm. 7 ha vegetable farm, mixed cultivation, direct sale in own organic shop.
-   **RFE** **Reinhild Frech-Emmelmann**
A-3572 St. Leonhard am Hornerwald 69
Located on the south-eastern edge of the Waldviertel at 540 m above sea level; approx. 500–600 mm annual precipitation; sandy loam on primary rock. Mixed farm with focus on vegetable seeds propagation and breeding. Recognised breeding farm.
-   **ZFS** **Ingrid und Christoph Zehrfuchs**
A- 8241 Dechantskirchen, Kroisbach 108
Community-supported agriculture in eastern Styria. 530 m above sea level, 850 mm of precipitation and an average annual temperature of 8.6°C. Diverse farm with vegetables and fruits growing in regenerative systems.

Cooperations



AMA **Amarant - Fanci Perdih**
SLO-1281 Kresnice, Golsice 3

Amarant organizes organic vegetable seeds production on Demeter and organic farms in Slovenia. The farms are located in the southern Slovenian Alpine foothills and in the karst landscape at altitudes of 300–700 m with a sub-Mediterranean climate.



ARC **Arcoiris**
I-41100 Modena, Via Labriola 18/a-b

Only open pollinated varieties from biodynamic and organic-biological cultivation are offered. Large diversity of vegetables, herbs and flowers seeds and cereal seeds.



BSA **Bingenheimer Saatgut AG**
D-61209 Echzell, Kronstraße 24

Coordinating center in the *Initiativkreis für Gemüsesaatgut* (IKG) from biodynamic and organic cultivation. Coordination of seeds production on over 80 farms, mainly in Germany and neighbouring countries. Processing, quality assurance and distribution of the seeds take place in Bingenheim near Frankfurt am Main. One focus of the assortment is breeding of biodynamic new varieties from Kultursaat e.V.



DBO **De Bolster**
NL-8161 PL Epe, Oude Oenerweg 13

Situated in the middle of Holland, 8 m above sea level, humus sandy soil. The farm is 5,5 ha large and has 3000 m² of greenhouses. 2 ha are available for breeding and selection. Contract propagation for ReinSaat in the Netherlands, Italy and Moldova.



ELB **Kartoffelvielfalt Ellenberg**
D-29576 Barum, Ebstorfer Straße 1

Potato variety from the Lüneburger Heide. Production of potatoes since 1991. Cultivation of over 100 historical varieties and breeding of new potato varieties.



GLD **GIE l'Ail Dromois**
F-26400 Eurre, 1868 Route des Limites

Garlic bulbs production in south-eastern France. Average altitudes of 150–420 m, Mediterranean climate with typical north winds (Mistral). Sandy clay soils and an average annual precipitation approx. 850 mm favor garlic and shallot production.



GSO **Gartensoja, Fabian von Beesten**
D-79232 March, Dorfstraße 43

In cooperation with Japanese breeders, GMO-free, open pollinated edamame varieties are propagated for domestic cultivation. Propagation takes place on farms in the Kaiserstuhl region of southern Baden at 250 m above sea level. Average annual temperature 12°C; loess loam and clay loam.



LVS **LVS Living Seeds - Sementes Vivas SA**
PT-6060-270, Herdade do Couto da Várzea, Estrada Nacional 354, Idanha-a-Nova · Propagation, maintenance and new breeding of open-pollinated varieties on biodynamic and organic farms.



NOS **Niederösterreichische Saatbaugenossenschaft**
A-3841 Windigsteig, Meires 25

Potatoes breeding and propagation on 300 propagation farms.



SAT **Sativa-Rheinau AG**
CH-8462 Rheinau, Klosterplatz 1

Situated directly on the Rhine, approx. 370 m above sea level; 700 mm annual precipitation. A wide range of vegetables and agricultural seeds are propagated on the 145 ha biodynamic farm Gut Rheinau and other propagation farms in Switzerland and in the EU.



SMA **Smarties.Bio SRL**
I-30015 Chioggia, Via Amerigo Vespucci 292

Young organic seed company from Veneto. Experts in breeding and preserving local vegetable specialties such as radicchio and other leaf chicory.



TIM **Ecobulbs Timmermann**
NL-1654 JK Benningbroek, Oosterstraat 21

Organic flower bulbs production on 24 ha, approx. 60 different tulips, 25 daffodil varieties and numerous other spring-flowering plants.



TOP **TOP Onions b.v., NL-4431 NJ's-Gravenpolder, Baarlandsezandweg 5**

Production of onion and shallots sets in the Netherlands and France.



All farming operations marked with the EU-Bio logo are inspected at regular intervals by a nationally accredited organic inspection body and are in accordance with the Council Regulation (EC) no 834/2007 in its applicable version organic certified.



If you are also interested to multiply seeds for ReinSaat GmbH on your certified organic farm, please contact us by email tobias.mayr@reinsaat.at

ReinSaat inside

Voices from within



Michaela Bichler

Head of sales

” I started working at ReinSaat three years ago in invoicing department and was given the opportunity to move to sales management after four months. Thanks to the active support of my colleagues and the management, I was able quickly familiarize myself with this area of work, even as a newcomer to the industry. ReinSaat is a particularly nice place to work for me - varied, challenging, fulfilling and diverse. “



Thomas Eduard Förstel-Lieber, BSc

Operations manager/cultivation and seeds production

” Another year is drawing to a close. It is the second in my role as Operations Manager and even though I already have a lot of ideas about what we can do even better next year, I can look back on the past few months with satisfaction. We have been able to optimize many processes and the new hall building has become an integral part of our day-to-day gardening activities. Despite major climatic challenges, we were able to support our crops in the best possible way this year and are enjoying good harvest and breeding progress. Visitors on guided tours are often amazed at the effort that goes into our saleable seeds. In addition to good coordination, managing the necessary work requires a strong and reliable team. Being part of such a team always fills me with pride and I am already looking forward to the coming season together. “

Johanna Leonhartsberger

Representative of operations manager/ cultivation and seeds production

” I've been with ReinSaat for almost five seasons now and have had many wonderful experiences during this time. Especially as I have worked in almost all areas. From collection of orders to seeds filling, seeds processing and packaging, I was able to gain important knowledge and familiarize myself with the whole processes. Nevertheless, my favorite part of the job is getting back out into the fields or greenhouses with my fellow gardeners, as the most exciting and enjoyable part of gardening for me is cultivation and seeds production. However, it is very important to know well other departments in the company. This allows me to appreciate the work of our teams even better and makes it easier to organize the entire process, from seedlings to ready-to-sell seeds packets, as smoothly and efficiently as possible. “



Isabella und Dr. DI Andreas Seyfang

Head of accounting, controlling, IT, advising the management board

” We actually enjoy gardening just as much as the others, but someone has to take care of the numbers, be it accounting or IT, and we've been doing that for a quarter of a century now. For ReinSaat milestone birthday, we celebrated ourselves and we have resolved to make the next quarter of a century run more smoothly, with fewer misplaced pieces of paper, fewer transcription errors, more data processing by computers and more time for people and for what people can do better than computers. It is great to see the first successes in this sense at the beginning of this second quarter of a century and we are quite confident that the modernization of processes will not only result in cost savings, but also in better service for our customers. “



Grigore Mateuta-Sirbu

Agriculture, seeds production and preparation

” I have been with ReinSaat for 10 years. I've loved being in nature since I was a child and my work here at ReinSaat allows me to be out in nature all year round. My preference for machines also corresponds to my tasks here at the Demeter farm. I'm out and about in ReinSaat's meadows and fields with everything from tractors to tillers. I come from a family business and ReinSaat is a bit like family, which is another reason why I like my work here. “

Andrea Schagerl

Seeds production


” I have been part of the ReinSaat team for seven years. I started as a part-time employee in collecting orders department in the winter of 2016 and supported the gardening team in the summer with the seeds production of our vegetable varieties. Over time, my tasks have become more extensive and my working hours have increased. Among other things now I look after the entire varieties of tomatoes and advise our customers at our sales fairs. I look forward to going to work every day, it makes me happy to practice my profession as a trained gardener as a full-time member of the ReinSaat gardening team. “



Mauro Simionato

Seeds filling

” After being carefully cultivated, harvested and purified by our colleagues, ReinSaat seeds must be presented in the most beautiful way to those who wish to buy them. What we do best in our filling team is to give each individual bag of ReinSaat seeds a precise description of how they need to be cared for and handled so that they can develop their full potential. For me, working in the filling department at ReinSaat means showing the unique character and quality of our products. “



Gerhard Steiner

Dispatch

” In order to produce high quality organic open-pollinated seeds from ReinSaat plants, there are many steps that need to be followed. My job in the packing and dispatch department is to ensure that our seeds reach our customers well packaged and in good condition. Ultimately, however, it's not just craftsmanship, but also nature's cycles that determine whether delicious, healthy, local produced vegetables make it onto our menus. It is worth having the vision to take on this job anew every day so that the end result is a satisfied customer. “





Become a reseller!

Whether garden center, organic food store, online retailer, nursery or florist – we provide an attractive offer of open-pollinated (non-hybrids) seeds of vegetables, herbs and flower from organic or biodynamic cultivation.

We offer

- ✔ Personalized access for resellers in the ReinSaat webshop
- ✔ Wide selection of tried and proven vegetables, well-known culinary herbs and flowers
- ✔ Rarities of varieties and new breeds every year
- ✔ Green manure in 5 established varieties
- ✔ Continuous testing of the germination rates of all varieties
- ✔ All packages with Euro-holes and cultivation guide
- ✔ Attractive (rotatable) ReinSaat sales stands
- ✔ Suggestions for the presentation of our assortment
- ✔ Small amount of order – each variety in units of 5 packages.
- ✔ Support and consulting from trained ReinSaat specialists

Have we piqued your interest?

Then request more detailed information about our special reseller program at office@reinsaat.at · We look forward to hearing from you and are happy to serve your requests!

Your ReinSaat sales team



Present diversity!

Delight gardener's heart and present diversity with a



Gift Voucher

Whether you are a hobby gardener, flower lover or urban gardener – ReinSaat assortment has something for everyone – organic open-pollinated seeds from our wide range, selected gardening literature or our organic seedlings at the traditional ReinSaat young plant market sales.

www.reinsaat.at



Packed with love – Gerhard ensures packing and dispatching without any problems

Visit our online shop at www.reinsaat.at

Here we offer you the complete ReinSaat range with an additional information on availability and delivery times. You will also find cultivation charts for most of the varieties as well as practical information on cultivation and suitability. In the "News" section we keep you informed about trade fair dates, seasonal cultivation lists and special offers. Browse our assortment and take advantage of our convenient ordering service. We ensure a prompt and careful processing of your order.





www.reinsaat.at

